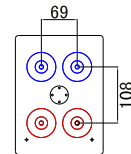

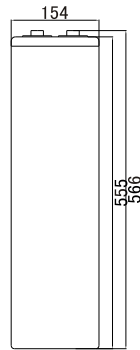


Terminal Dimensions



GASTON GTS

Range utilizes thick grids of modern technology so as to guarantee the design life up to 15 years. Advanced micro porous absorbent glass mat (AGM) separator, minimizing diffusion of oxygen into the separator, reduces float charge current which suppresses the corrosion rate of the positive grid, and extends the life of the battery.

Applications

- Cable Television
- Communication Equipment
- Security System
- UPS
- Control Equipment
- Medical Equipment
- Emergency Power System

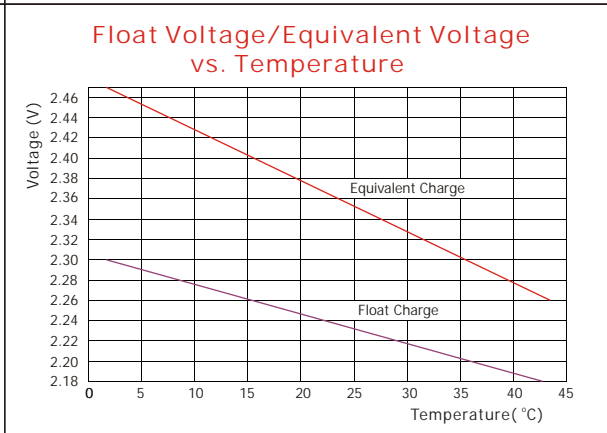
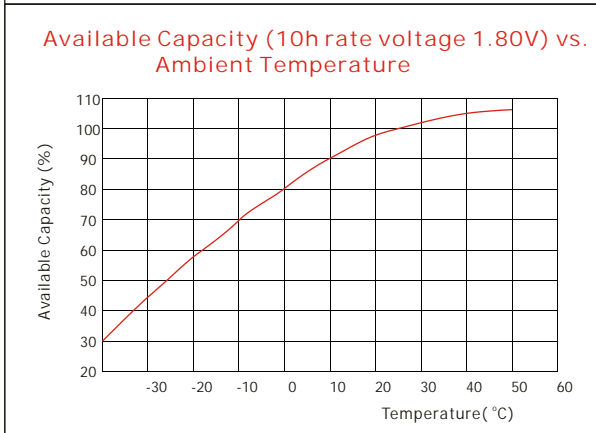
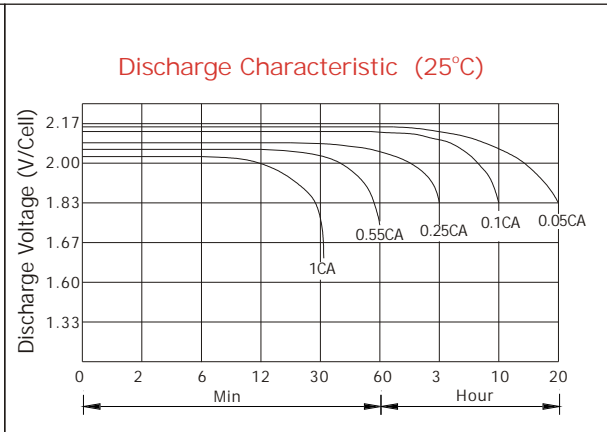
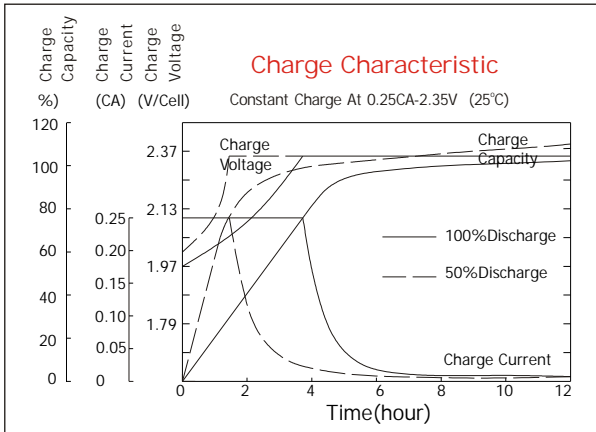
General Features

- Extra long life service design (up to 15 years).
- Non-Spillable construction design.
- ABS containers and covers(UL94HB, UL94V-0) optional.
- Safety valve installation for explosion proof.
- Higher safety & reliable construction.
- Exceptional deep discharge recovery performance.
- Low self discharge characteristic.
- Flexibility design for multiple install positions.

Construction

- ComponentRaw material
- PositiveLead dioxide
- NegativeLead
- ContainerABS
- CoverABS
- SealantEpoxy Resin
- Safety valveEPDR
- TerminalCopper
- SeparatorFiber glass
- ElectrolyteSulfuric acid

Battery Model	GTS-800E			
Designed Floating Life	15 Years			
Capacity(25°C)	10HR(80A,1.80V)	3HR(200A,1.80V)	1HR(440A,1.75V)	
	800Ah	600Ah	440Ah	
Dimensions	Length	Width	Height	Total Height
	154mm [6.06inch]	229mm [9.02inch]	555mm [21.85inch]	566mm [22.28inch]
Approx. Weight	52Kg (114.4 lbs)			
Internal Resistance	Full charged at 25°C: 0.00022 Ohm			
Self Discharge	Storing for 90d capacity retention is over 94% (25°C)			
Capacity Affected by Temp.(20HR)	40°C	25°C	0°C	-15°C
	105%	100%	85%	68%
Charge Voltage(25°C)	Cycle use		Float use	
	2.35V-2.40V@25°C(-5mV/°C), max. Current: 200A		2.23V @ 25°C (-3mV/°C)	



Constant current discharge ratings-amperes at 25°C (A)

F. V/Time	5MIN	15MIN	30MIN	1HOUR	2HOUR	3HOUR	5HOUR	8HOUR	10HOUR	24HOUR
1.60V	1170	984	800	527	324	238	156	105	86.9	40.3
1.65V	1097	927	730	498	315	231	154	104	86.4	39.7
1.70V	1031	877	667	473	304	221	150	103	85.0	39.5
1.75V	973	825	615	446	293	216	147	101	84.3	39.2
1.80V	919	770	576	424	284	211	144	99.2	83.2	38.3
1.83V	851	709	538	400	272	205	142	98.6	82.8	38.3
1.85V	789	655	506	374	256	194	135	95.2	79.8	37.2
1.88V	724	592	469	340	238	183	128	91.7	76.8	36.1
1.90V	646	517	421	310	214	173	122	86.3	72.7	34.8
1.94V	582	470	386	278	191	148	107	77.4	66.0	30.9

Constant power discharge ratings-watts at 25°C (W/Cell)

F. V/Time	5MIN	15MIN	30MIN	1HOUR	2HOUR	3HOUR	5HOUR	8HOUR	10HOUR	24HOUR
1.60V	1989	1674	1383	1009	642	476	324	232	192	89.0
1.65V	1920	1622	1330	977	615	464	316	227	187	86.4
1.70V	1856	1578	1286	940	591	454	310	223	186	85.9
1.75V	1780	1510	1209	886	565	446	304	218	184	84.6
1.80V	1700	1424	1130	816	544	432	296	214	181	83.3
1.83V	1600	1332	1056	763	524	422	288	208	178	82.3
1.85V	1499	1244	976	699	504	408	280	201	171	79.7
1.88V	1398	1143	880	640	478	386	272	196	166	78.0
1.90V	1260	1008	798	593	454	372	262	189	161	77.1
1.94V	1140	921	705	534	418	340	238	170	145	67.9