

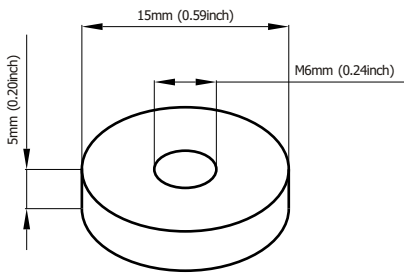
HR(Hight Rate) range has been developed with high efficiency active materials to stimulate inside the battery with higher power output when the battery is discharged to a extent level. With high-density structure the inner resistance can be reduced to a relatively lower level, which will significantly improve the performance for high rate discharging when high power output service is needed.

Applications

Electric Car & Scooter	Marine Application
Toys and Spot Light	UPS
Photovoltaic Solar System	Toy

General Features

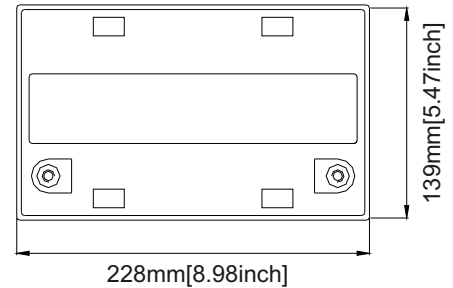

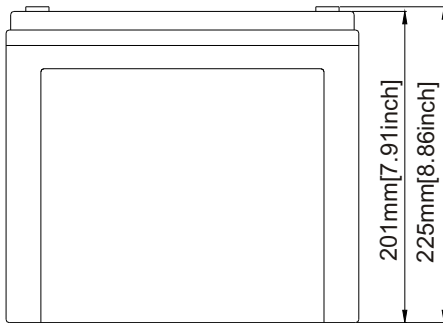
- Sealed and maintenance free operation.
- Non-Spillable construction design.
- ABS containers and covers(UL94HB, UL94V-0) optional.
- Safety valve installation for explosion proof.
- High quality and high reliability.
- Exceptional deep discharge recovery performance.
- Low self discharge characteristic.
- Flexibility design for multiple install positions.



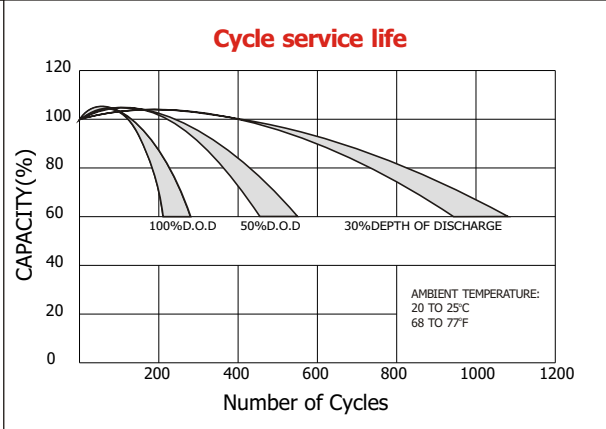
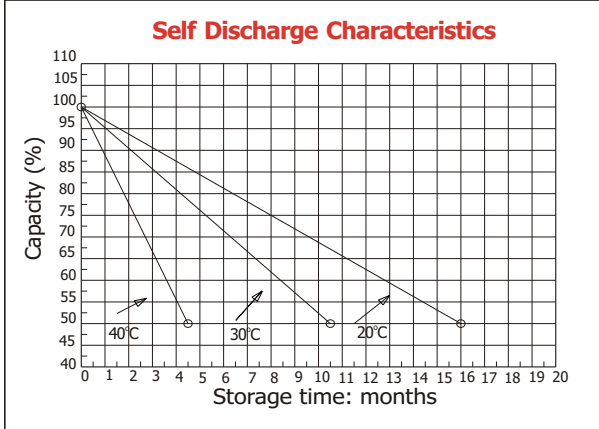
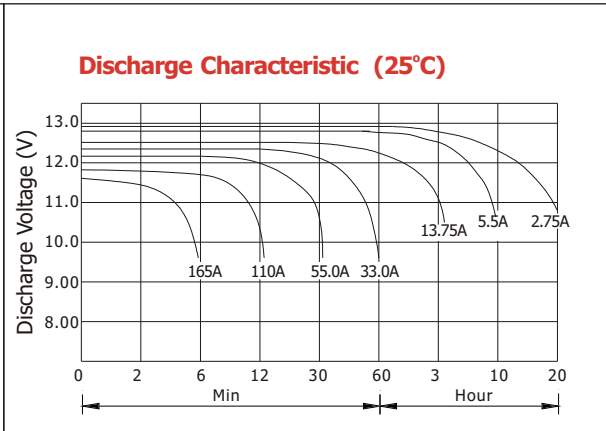
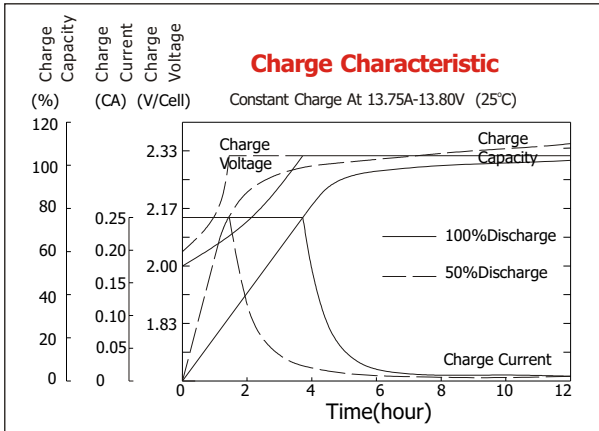
Standard Terminal Dimensions
(Optional terminal please check terminal information page)

Construction

- | | | | |
|-----------|-------------------|--------------|--------------------|
| Component |Raw material | Sealant |Heat Sealed |
| Positive |Lead dioxide | Safety valve |EPDR |
| Negative |Lead | Terminal |Copper |
| Container |ABS | Separator |Fiber glass |
| Cover |ABS | Electrolyte |Sulfuric acid |



Battery Model	GT12-55HR (200W to 1.67V, 15min)			
Designed Floating Life	6-8 Years			
Capacity(25°C)	20HR(2.75A,1.75V)	10HR(5.12A,1.75V)	5HR(9.7A,1.75V)	1HR(38.5A,1.75V)
	55Ah	51.2Ah	48.5Ah	38.5Ah
Dimensions	Length	Width	Height	Total Height
	228mm(8.98inch)	139mm(5.47inch)	201mm(7.91inch)	225mm(8.86inch)
Approx. Weight	17.5Kg (38.5 lbs)			
Internal Resistance	Full charged at 25°C: 0.0085 Ohm			
Self Discharge	3% of capacity declined per month at (25°C)			
Capacity Affected by Temp.(20HR)	40°C	25°C	0°C	-15°C
	102%	100%	85%	65%
Charge Voltage(25°C)	Cycle use		Float use	
	14.4-15V(-30mV/ °C), max. Current: 13.75A		13.6-13.8V(-20mV/ °C)	



Constant current discharge ratings-amperes at 25°C

F.V/Time	5MIN	10MIN	15MIN	30MIN	1HR	3HR	5HR	8HR	10HR	20HR
1.60V	177	122	97	62.5	38.8	15.5	10.0	6.53	5.44	2.90
1.67V	173	121	92	60.0	38.5	15.4	9.8	6.26	5.12	2.85
1.70V	173	121	90	60.0	38.5	15.4	9.7	6.23	5.12	2.80
1.75V	172	121	89	60.0	38.5	15.3	9.70	6.23	5.12	2.75
1.80V	163	117	88.0	58.7	37.5	15.3	9.70	6.13	4.96	2.70
1.85V	153	110	85.0	56.7	35.8	14.7	9.50	5.94	4.75	2.60

Constant power discharge ratings-watts at 25°C

F.V/Time	5MIN	10MIN	15MIN	30MIN	1HR	3HR	5HR	8HR	10HR	20HR
1.60V	385	257	203	125	74.1	31.4	20.3	13.3	11.2	5.87
1.67V	373	253	198	124	73.7	31.3	20.2	13.3	11.1	5.82
1.70V	360	252	197	124	73.6	31.2	20.1	13.2	11.0	5.77
1.75V	353	245	194	123	73.3	31.1	19.8	13.0	10.9	5.71
1.80V	345	239	191	122	72.6	30.9	19.5	12.8	10.8	5.66
1.85V	327	224	152	114.0	68.2	28.5	17.7	12.0	10.4	5.45

