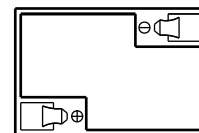
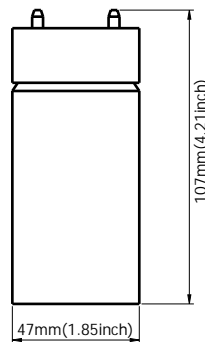
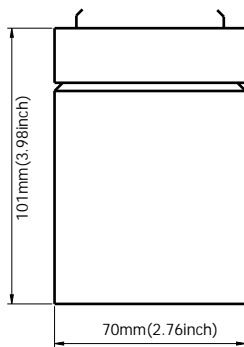


Standard Terminal Dimensions
(Optional terminal please check terminal information page)



GASTON GT

range is the most common standard and the first generation delicate product which is designed with AGM(Absorbent Glass Mat) technology, high performance plates and electrolyte. The definition of GT is coming from General purpose. Therefore, this range product has possessed various applications for common power backup system.

Applications

- ; Alarm System
- ; Cable Television
- ; Communication Equipment
- ; Control Equipment
- ; Security System
- ; Emergency Lighting System
- ; Medical Equipment
- ; UPS
- ; Power Tool
- ; Emergency Power System
- ; Stand-by Electric Power Control System

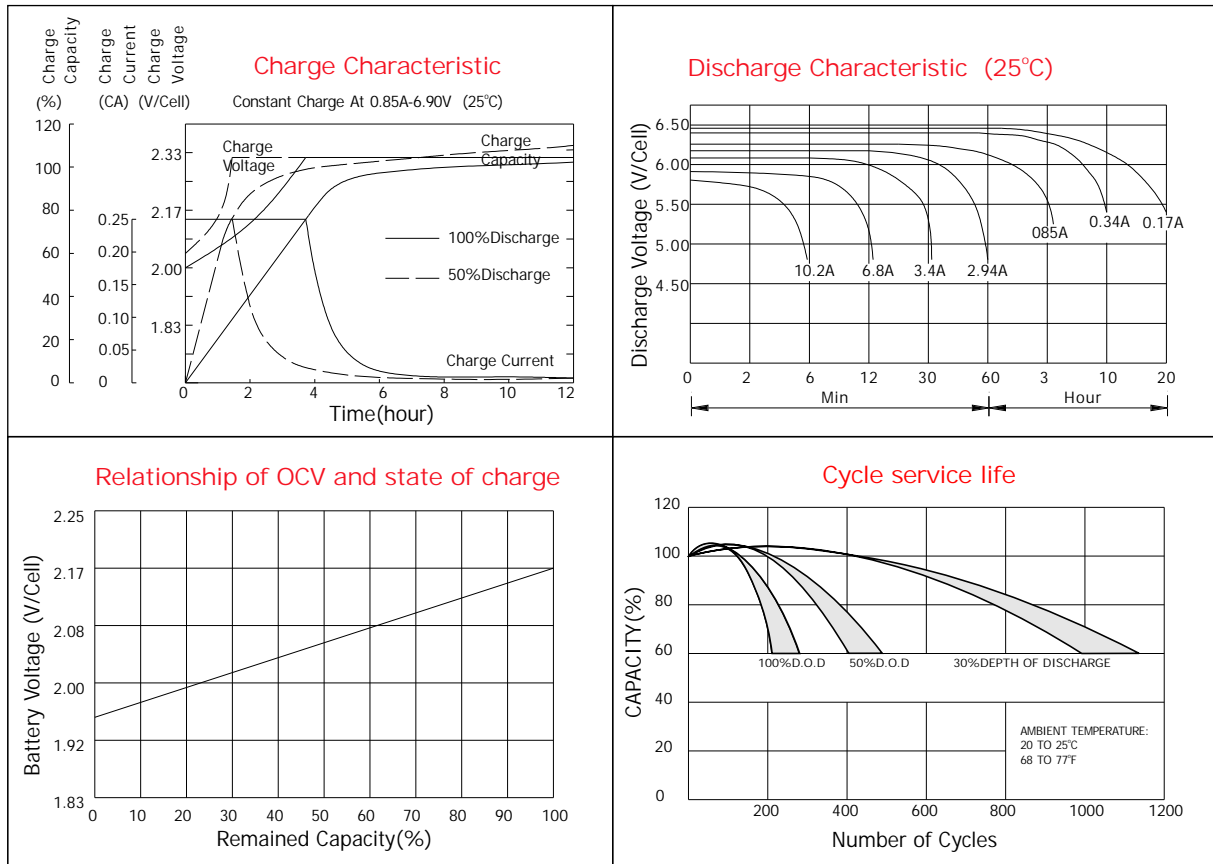
General Features

- ; Sealed and maintenance free operation.
- ; Non-spillable construction design.
- ; ABS containers and covers(UL94HB, UL94V-0) optional.
- ; Safety valve installation for explosion proof.
- ; High quality and high reliability.
- ; Exceptional deep discharge recovery performance.
- ; Low self discharge characteristic.
- ; Flexibility design for multiple install positions.

Construction

- ; ComponentRaw material
- ; PositiveLead dioxide
- ; NegativeLead
- ; ContainerABS
- ; CoverABS
- ; SealantEpoxy Resin
- ; Safety valveEPDR
- ; TerminalCopper
- ; SeparatorFiber glass
- ; ElectrolyteSulfuric acid

Battery Model	GT 6-4E			
Designed Floating Life	5 Years			
Capacity(25°C)	20HR(0.18A,1.75V)	10HR(0.35A,1.75V)	5HR(0.60A,1.75V)	1HR(2.2A,1.75V)
	3.6Ah	3.5Ah	3.0Ah	2.2Ah
Dimensions	Length	Width	Height	Total Height
	70mm(2.76inch)	47mm(1.85inch)	101mm(3.98inch)	107mm(4.21inch)
Approx. Weight	0.62Kg (1.36 lbs)			
Internal Resistance	Full charged at 25°C: 0.025 Ohm			
Self Discharge	3% of capacity declined per month at (25°C)			
Capacity Affected by Temp.(20HR)	40°C	25°C	0°C	-15°C
	102%	100%	85%	65%
Charge Voltage(25°C)	Cycle use		Float use	
	7.2-7.5V(-15mV/ °C), max. Current: 1.2A		6.8-6.9V(-10mV/ °C)	



Constant current discharge ratings-amperes at 25°C

F.V/Time	5MIN	10MIN	15MIN	30MIN	1HR	3HR	5HR	10HR	20HR
1.60V	13.3	8.26	6.23	3.80	2.42	1.06	0.65	0.36	0.19
1.67V	12.5	7.84	6.00	3.64	2.38	1.02	0.63	0.36	0.18
1.70V	11.4	7.56	5.86	3.31	2.31	0.95	0.62	0.36	0.18
1.75V	11.2	7.32	5.67	3.14	2.20	0.92	0.61	0.35	0.18
1.80V	10.0	6.99	5.15	2.91	2.06	0.88	0.57	0.35	0.17
1.85V	8.84	6.66	4.63	2.68	1.92	0.85	0.53	0.34	0.17

Constant power discharge ratings-watts at 25°C

F.V/Time	5MIN	10MIN	15MIN	30MIN	1HR	3HR	5HR	10HR	20HR
1.60V	23.3	14.9	11.4	6.85	4.36	1.88	1.10	0.73	0.38
1.67V	22.5	14.5	11.2	6.71	4.33	1.82	1.09	0.72	0.37
1.70V	21.2	14.4	11.1	6.28	4.25	1.74	1.08	0.72	0.36
1.75V	21.3	14.4	11.1	6.09	4.18	1.70	1.07	0.71	0.35
1.80V	19.5	14.1	10.2	5.81	3.94	1.65	1.03	0.70	0.34
1.85V	17.7	13.4	9.29	5.44	3.70	1.60	1.00	0.69	0.33

