



GASTON GT

range is the most common standard and the first generation delicate product which is designed with AGM(Absorbent Glass Mat) technology, high performance plates and electrolyte. The definition of GT is coming from General purpose. Therefore, this range product has possessed various applications for common power backup system.

Applications

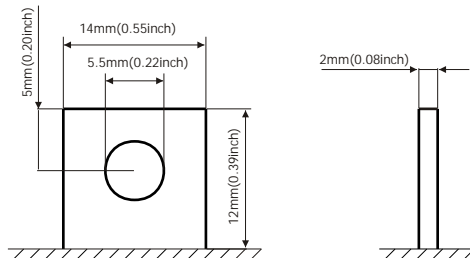
- Alarm System
- Medical Equipment
- Cable Television
- UPS
- Communication Equipment
- Power Tool
- Control Equipment
- Emergency Power System
- Security System
- Stand-by Electric Power Control System
- Emergency Lighting System

General Features

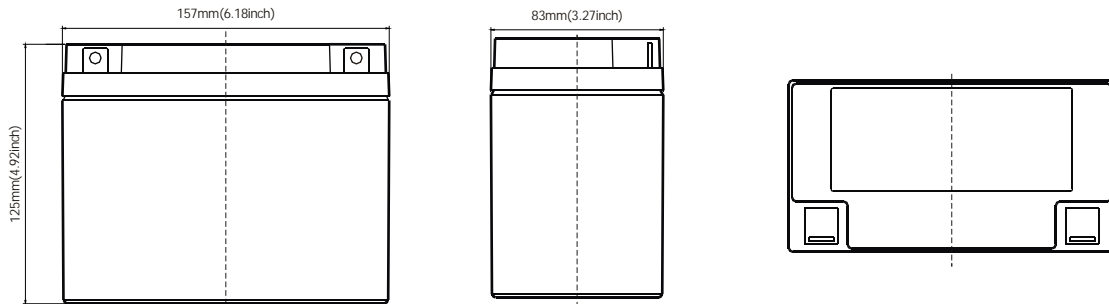
- Sealed and maintenance free operation.
- Non-Spillable construction design.
- ABS containers and covers(UL94HB, UL94V-0) optional.
- Safety valve installation for explosion proof.
- High quality and high reliability.
- Exceptional deep discharge recovery performance.
- Low self discharge characteristic.
- Flexibility design for multiple install positions.

Construction

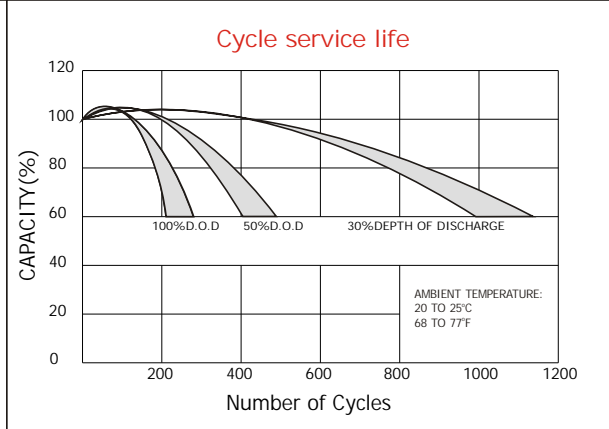
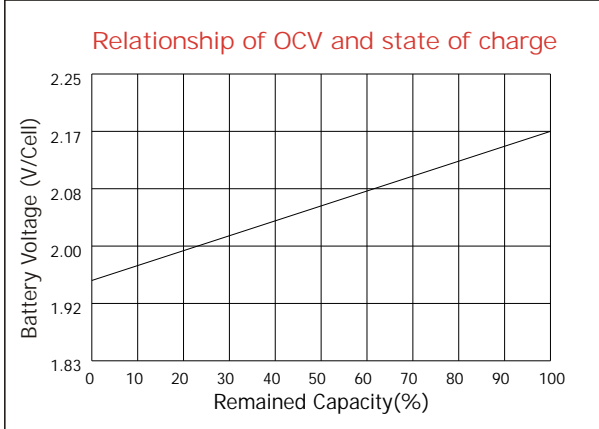
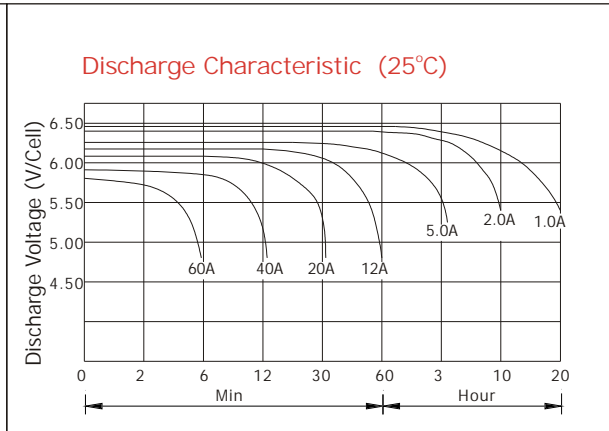
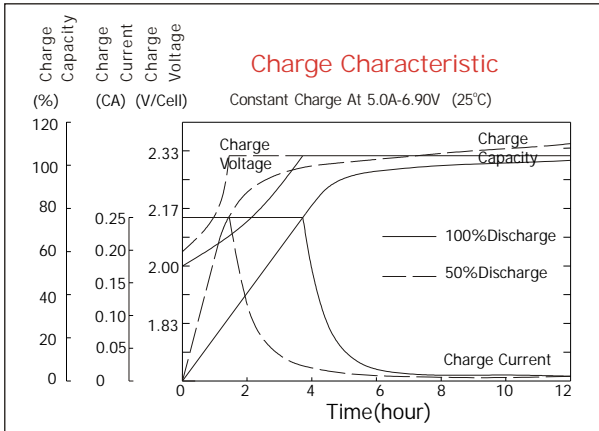
- ComponentRaw material
- SealantEpoxy Resin
- PositiveLead dioxide
- Safety valveEPDR
- NegativeLead
- TerminalCopper
- ContainerABS
- SeparatorFiber glass
- CoverABS
- ElectrolyteSulfuric acid



Standard Terminal Dimensions
(Optional terminal please check terminal information page)



Battery Model	GT 6-20			
Designed Floating Life	5 Years			
Capacity(25°C)	20HR(1.0A,1.75V)	10HR(1.9A,1.75V)	5HR(3.4A,1.75V)	1HR(13A,1.75V)
	20Ah	19Ah	17Ah	13Ah
Dimensions	Length	Width	Height	Total Height
	157mm(6.18inch)	83mm(3.27inch)	125mm(4.92inch)	125mm(4.92inch)
Approx. Weight	3.98Kg (8.78 lbs)			
Internal Resistance	Full charged at 25°C: 0.007 Ohm			
Self Discharge	3% of capacity declined per month at (25°C)			
Capacity Affected by Temp.(20HR)	40°C	25°C	0°C	-15°C
	102%	100%	85%	65%
Charge Voltage(25°C)	Cycle use		Float use	
	7.2-7.5V(-15mV/ °C), max. Current: 6A		6.8-6.9V(-10mV/ °C)	



Constant current discharge ratings-amperes at 25°C

F. V/Time	5MIN	10MIN	15MIN	30MIN	1HR	3HR	5HR	10HR	20HR
1.60V	78.1	48.6	36.7	22.4	14.2	6.24	3.81	2.03	1.12
1.67V	73.3	46.1	35.3	21.4	14.0	6.00	3.73	2.01	1.08
1.70V	67.2	44.4	34.4	19.4	13.6	5.60	3.65	2.00	1.07
1.75V	65.9	43.1	33.3	18.5	13.0	5.41	3.57	1.97	1.04
1.80V	58.9	41.1	30.3	17.1	12.1	5.20	3.36	1.95	1.01
1.85V	52.0	39.2	27.2	15.8	11.3	5.01	3.15	1.92	0.98

Constant power discharge ratings-watts at 25°C

F. V/Time	5MIN	10MIN	15MIN	30MIN	1HR	3HR	5HR	10HR	20HR
1.60V	137	87.8	66.9	40.3	25.7	11.07	6.44	4.16	2.24
1.67V	132	85.6	66.1	39.4	25.5	10.72	6.42	4.13	2.16
1.70V	125	84.7	65.6	36.9	25.0	10.24	6.33	4.11	2.13
1.75V	125	84.4	65.0	35.8	24.6	10.00	6.28	4.06	2.08
1.80V	115	83.2	60.3	34.2	23.2	9.71	6.08	4.00	2.03
1.85V	104	78.9	54.7	32.0	21.8	9.41	5.89	3.95	1.98

