



GASTON GT

range is the most common standard and the first generation delicate product which is designed with AGM(Absorbent Glass Mat) technology, high performance plates and electrolyte. The definition of GT is coming from General purpose. Therefore, this range product has possessed various applications for common power backup system.

Applications

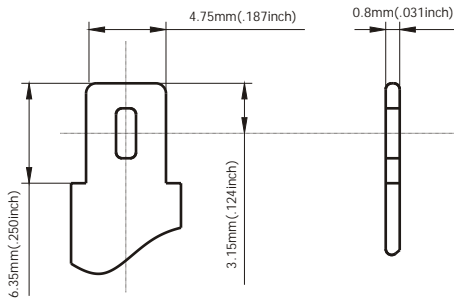
- Alarm System
- Medical Equipment
- Cable Television
- UPS
- Communication Equipment
- Power Tool
- Control Equipment
- Emergency Power System
- Security System
- Stand-by Electric Power Control System
- Emergency Lighting System

General Features

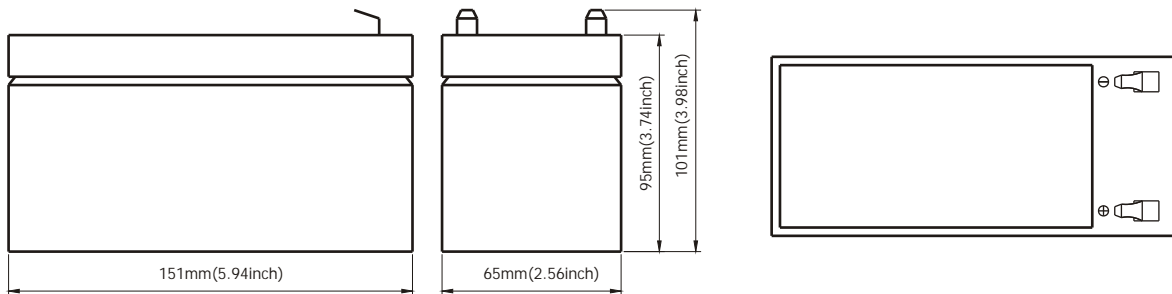
- Sealed and maintenance free operation.
- Non-Spillable construction design.
- ABS containers and covers(UL94HB, UL94V-0) optional.
- Safety valve installation for explosion proof.
- High quality and high reliability.
- Exceptional deep discharge recovery performance.
- Low self discharge characteristic.
- Flexibility design for multiple install positions.

Construction

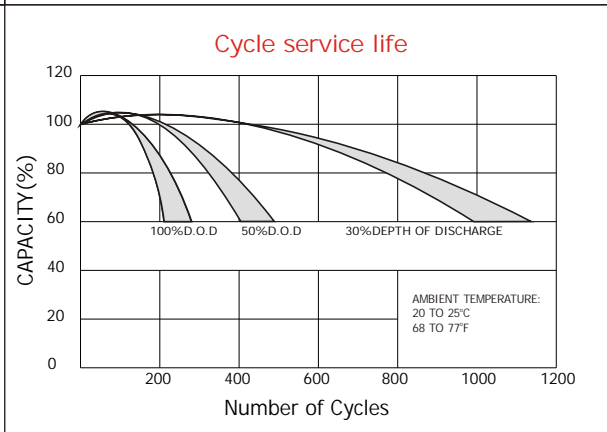
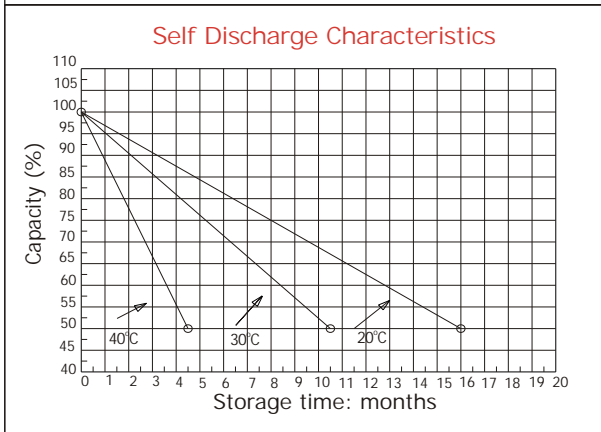
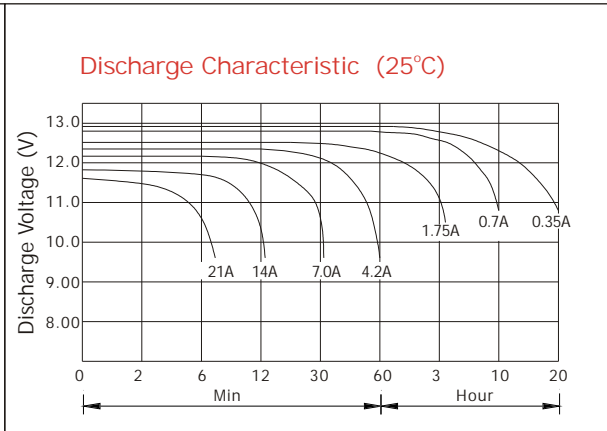
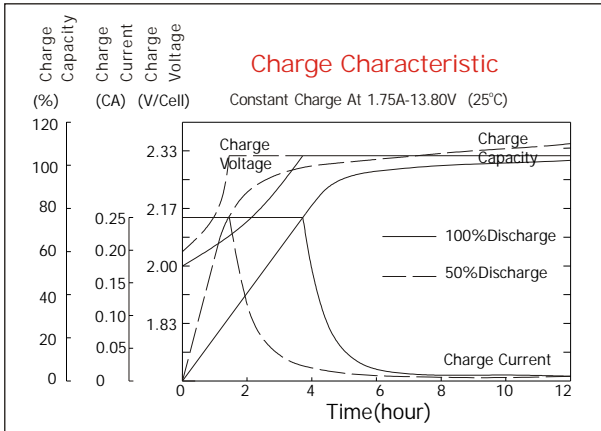
- ComponentRaw material
- SealantEpoxy Resin
- PositiveLead dioxide
- Safety valveEPDR
- NegativeLead
- TerminalCopper
- ContainerABS
- SeparatorFiber glass
- CoverABS
- ElectrolyteSulfuric acid



Standard Terminal Dimensions
(Optional terminal please check terminal information page)



Battery Model	GT12-7.2E			
Designed Floating Life	5 Years			
Capacity(25°C)	20HR(0.35A,1.75V)	10HR(0.665A,1.75V)	5HR(1.10A,1.75V)	1HR(4.1A,1.75V)
	7Ah	6.65Ah	5.50Ah	4.1Ah
Dimensions	Length	Width	Height	Total Height
	151mm(5.94inch)	65mm(2.56inch)	95mm(3.74inch)	101mm(3.98inch)
Approx. Weight	2.05Kg (4.51 lbs)			
Internal Resistance	Full charged at 25°C: 0.02 Ohm			
Self Discharge	3% of capacity declined per month at (25°C)			
Capacity Affected by Temp.(20HR)	40°C	25°C	0°C	-15°C
	102%	100%	85%	65%
Charge Voltage(25°C)	Cycle use		Float use	
	14.4-15V(-30mV/ °C), max. Current: 2.1A		13.6-13.8V(-20mV/ °C)	



Constant current discharge ratings-amperes at 25°C

1.60V	27.3	17.0	12.8	7.83	4.97	2.18	1.33	0.72	0.39
1.67V	25.7	16.1	12.3	7.49	4.91	2.10	1.31	0.72	0.38
1.70V	23.5	15.6	12.1	6.81	4.76	1.96	1.28	0.72	0.37
1.75V	23.1	15.1	11.7	6.47	4.54	1.89	1.25	0.71	0.36
1.80V	20.6	14.4	10.6	5.99	4.25	1.82	1.18	0.70	0.35
1.85V	18.2	13.7	9.53	5.51	3.96	1.75	1.10	0.68	0.34

Constant power discharge ratings-watts at 25°C

1.60V	48.0	30.7	23.4	14.1	8.98	3.87	2.26	1.45	0.78
1.67V	46.3	29.9	23.1	13.8	8.92	3.75	2.25	1.44	0.76
1.70V	43.6	29.7	22.9	12.9	8.75	3.58	2.22	1.43	0.75
1.75V	43.9	29.6	22.8	12.5	8.61	3.50	2.20	1.41	0.73
1.80V	40.1	29.1	21.1	12.0	8.11	3.40	2.13	1.40	0.71
1.85V	36.4	27.6	19.1	11.2	7.63	3.29	2.06	1.36	0.68