



### GASTON GT

range is the most common standard and the first generation delicate product which is designed with AGM(Absorbent Glass Mat) technology, high performance plates and electrolyte. The definition of GT is coming from General purpose. Therefore, this range product has possessed various applications for common power backup system.

### Applications

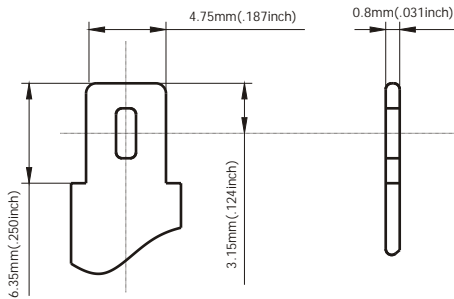
- Alarm System
- Medical Equipment
- Cable Television
- UPS
- Communication Equipment
- Power Tool
- Control Equipment
- Emergency Power System
- Security System
- Stand-by Electric Power Control System
- Emergency Lighting System

### General Features

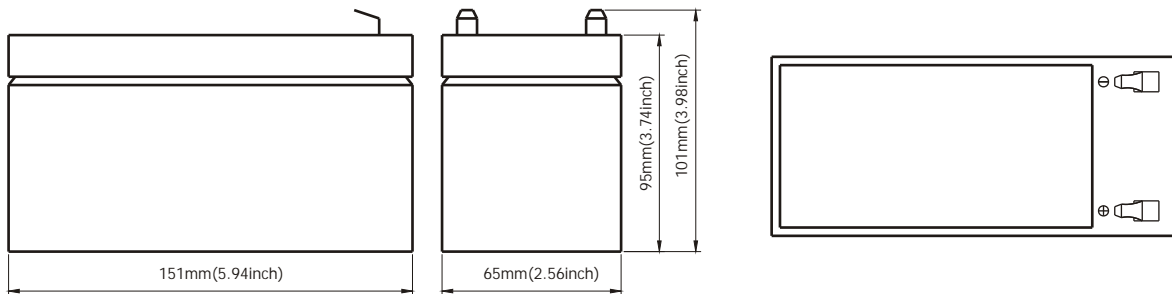
- Sealed and maintenance free operation.
- Non-Spillable construction design.
- ABS containers and covers(UL94HB, UL94V-0) optional.
- Safety valve installation for explosion proof.
- High quality and high reliability.
- Exceptional deep discharge recovery performance.
- Low self discharge characteristic.
- Flexibility design for multiple install positions.

### Construction

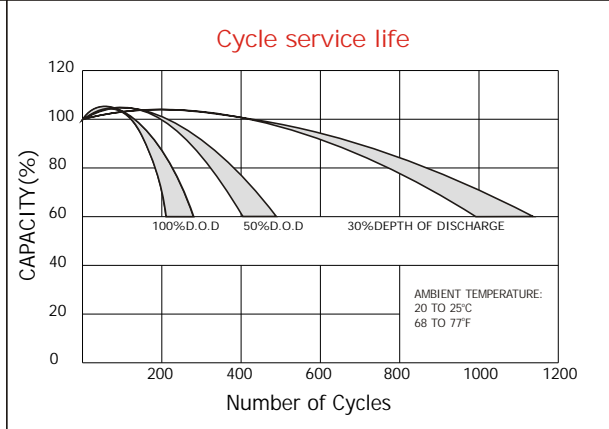
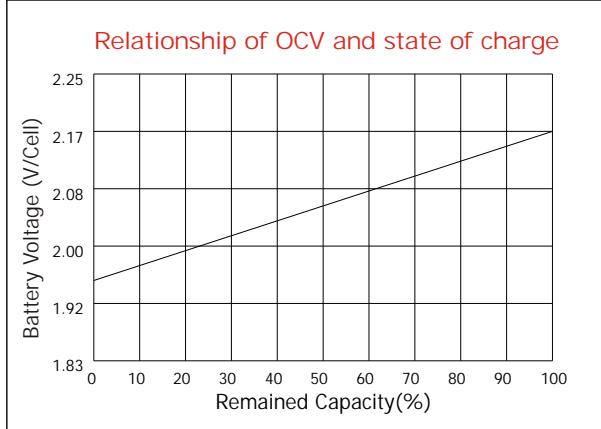
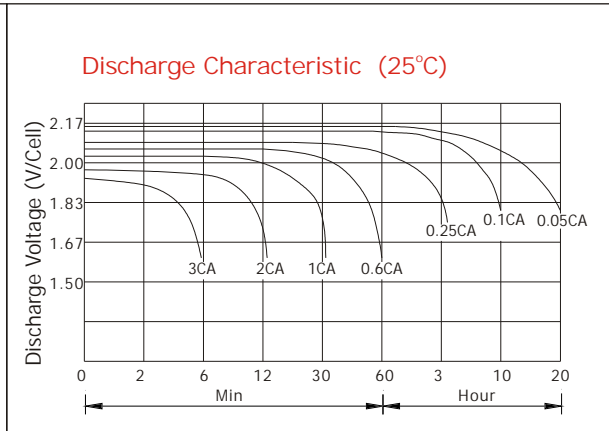
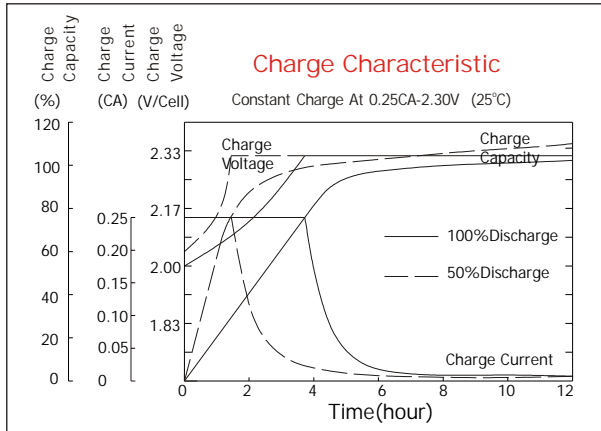
- Component .....Raw material
- Sealant .....Epoxy Resin
- Positive .....Lead dioxide
- Safety valve .....EPDR
- Negative .....Lead
- Terminal .....Copper
- Container .....ABS
- Separator .....Fiber glass
- Cover .....ABS
- Electrolyte .....Sulfuric acid



**Standard Terminal Dimensions**  
(Optional terminal please check terminal information page)



|                                  |   |                   |                       |                 |
|----------------------------------|---|-------------------|-----------------------|-----------------|
| Battery Model                    | GT12-6E                                     |                   |                       |                 |
| Designed Floating Life           | 5 Years                                     |                   |                       |                 |
| Capacity(25°C)                   | 20HR(0.30A,1.75V)                           | 10HR(0.55A,1.75V) | 5HR(0.95A,1.75V)      | 1HR(3.6A,1.75V) |
|                                  | 6.0Ah                                       | 5.50Ah            | 4.75Ah                | 3.6Ah           |
| Dimensions                       | Length                                      | Width             | Height                | Total Height    |
|                                  | 151mm(5.94inch)                             | 65mm(2.56inch)    | 95mm(3.74inch)        | 101mm(3.98inch) |
| Approx. Weight                   | 1.85Kg (4.07 lbs)                           |                   |                       |                 |
| Internal Resistance              | Full charged at 25°C: 0.02 Ohm              |                   |                       |                 |
| Self Discharge                   | 3% of capacity declined per month at (25°C) |                   |                       |                 |
| Capacity Affected by Temp.(20HR) | 40°C  | 25°C              | 0°C                   | -15°C           |
|                                  | 102%  | 100%              | 85%                   | 65%             |
| Charge Voltage(25°C)             | Cycle use                                   |                   | Float use             |                 |
|                                  | 14.4-15V(-30mV/ °C), max. Current: 2.0A     |                   | 13.6-13.8V(-20mV/ °C) |                 |



### Constant current discharge ratings-amperes at 25°C

| F. V/Time | 5MIN | 10MIN | 15MIN | 30MIN | 1HR  | 3HR  | 5HR  | 10HR | 20HR |
|-----------|------|-------|-------|-------|------|------|------|------|------|
| 1.60V     | 21.9 | 13.6  | 10.3  | 6.26  | 3.98 | 1.75 | 1.07 | 0.60 | 0.31 |
| 1.67V     | 20.5 | 12.9  | 9.88  | 5.99  | 3.93 | 1.68 | 1.05 | 0.59 | 0.30 |
| 1.70V     | 18.8 | 12.4  | 9.64  | 5.44  | 3.81 | 1.57 | 1.02 | 0.59 | 0.30 |
| 1.75V     | 18.4 | 12.1  | 9.33  | 5.17  | 3.63 | 1.52 | 1.00 | 0.58 | 0.29 |
| 1.80V     | 16.5 | 11.5  | 8.48  | 4.79  | 3.40 | 1.46 | 0.94 | 0.57 | 0.28 |
| 1.85V     | 14.6 | 11.0  | 7.62  | 4.41  | 3.17 | 1.40 | 0.88 | 0.57 | 0.27 |

### Constant power discharge ratings-watts at 25°C

| F. V/Time | 5MIN | 10MIN | 15MIN | 30MIN | 1HR  | 3HR  | 5HR  | 10HR | 20HR |
|-----------|------|-------|-------|-------|------|------|------|------|------|
| 1.60V     | 38.4 | 24.6  | 18.7  | 11.3  | 7.18 | 3.10 | 1.80 | 1.19 | 0.63 |
| 1.67V     | 37.0 | 24.0  | 18.5  | 11.0  | 7.14 | 3.00 | 1.80 | 1.19 | 0.60 |
| 1.70V     | 34.9 | 23.7  | 18.4  | 10.3  | 7.00 | 2.87 | 1.77 | 1.18 | 0.60 |
| 1.75V     | 35.1 | 23.6  | 18.2  | 10.0  | 6.88 | 2.80 | 1.76 | 1.16 | 0.58 |
| 1.80V     | 32.1 | 23.3  | 16.9  | 9.57  | 6.49 | 2.72 | 1.70 | 1.15 | 0.57 |
| 1.85V     | 29.1 | 22.1  | 15.3  | 8.96  | 6.10 | 2.64 | 1.65 | 1.13 | 0.55 |