

GASTON GT

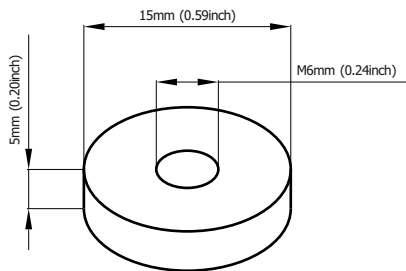
range is the most common standard and the first generation delicate product which is designed with AGM(Absorbent Glass Mat) technology, high performance plates and electrolyte. The definition of GT is coming from General purpose. Therefore, this range product has possessed various applications for common power backup system.

Applications

- Alarm System
- Cable Television
- Communication Equipment
- Control Equipment
- Security System
- Emergency Lighting System
- Medical Equipment
- UPS
- Power Tool
- Emergency Power System
- Stand-by Electric Power Control System

General Features

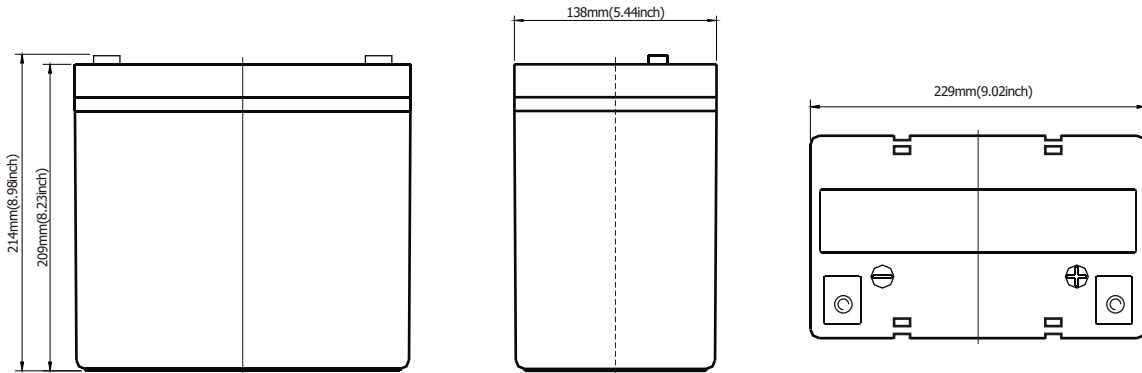
- Sealed and maintenance free operation.
- Non-Spillable construction design.
- ABS containers and covers(UL94HB, UL94V-0) optional.
- Safety valve installation for explosion proof.
- High quality and high reliability.
- Exceptional deep discharge recovery performance.
- Low self discharge characteristic.
- Flexibility design for multiple install positions.



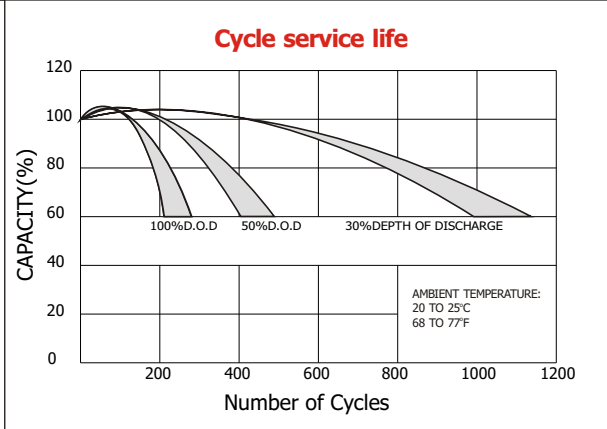
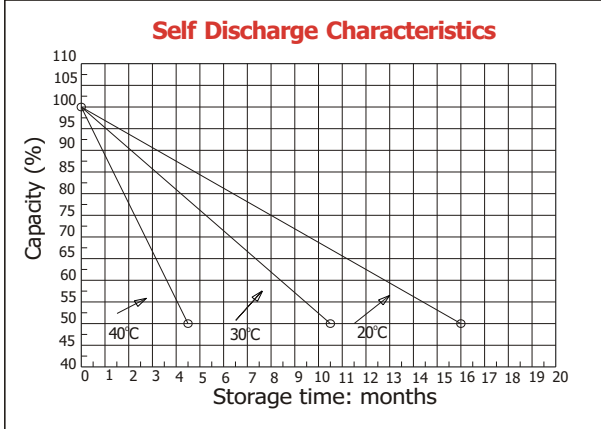
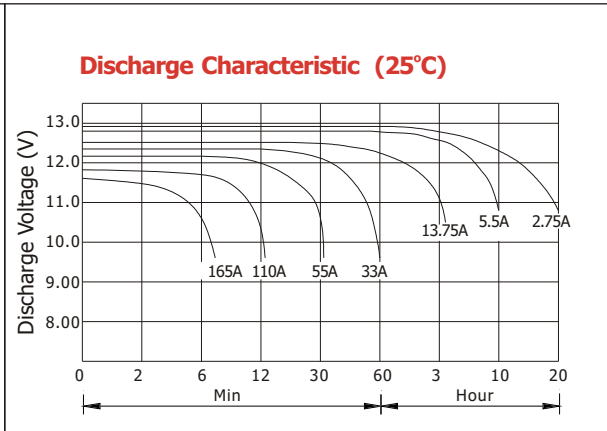
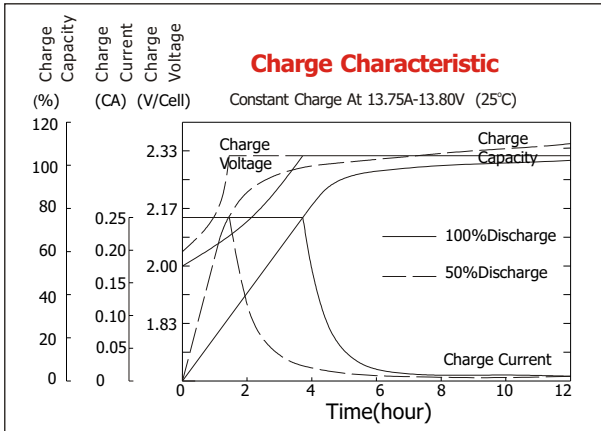
Standard Terminal Dimensions
(Optional terminal please check terminal information page)

Construction

- ComponentRaw material
- PositiveLead dioxide
- NegativeLead
- ContainerABS
- CoverABS
- SealantEpoxy Resin
- Safety valveEPDR
- TerminalCopper
- SeparatorFiber glass
- ElectrolyteSulfuric acid



Battery Model	GT 12-55			
Designed Floating Life	8 Years			
Capacity(25°C)	20HR(2.77A,1.75V)	10HR(5.5A,1.75V)	5HR(8.8A,1.75V)	1HR(33A,1.75V)
	55.4Ah	55Ah	44Ah	33Ah
Dimensions	Length	Width	Height	Total Height
	229mm(9.02inch)	138mm(5.44inch)	209mm(8.23inch)	214mm(8.43inch)
Approx. Weight	16.6Kg (36.60 lbs)			
Internal Resistance	Full charged at 25°C: 0.0058 Ohm			
Self Discharge	3% of capacity declined per month at (25°C)			
Capacity Affected by Temp.(20HR)	40°C	25°C	0°C	-15°C
	102%	100%	85%	65%
Charge Voltage(25°C)	Cycle use		Float use	
	14.4-15V(-30mV/ °C), max. Current: 13A		13.6-13.8V(-20mV/ °C)	



Constant current discharge ratings-amperes at 25°C

F.V/Time	5MIN	10MIN	15MIN	30MIN	1HR	3HR	5HR	10HR	20HR
1.60V	193	132	96.3	57.8	36.3	15.0	10.5	5.83	2.90
1.67V	173	120	93.5	56.1	36.2	15.0	10.4	5.74	2.89
1.70V	164	116	90.2	55.0	36.1	15.0	10.4	5.70	2.89
1.75V	146	107	85.3	53.9	35.8	14.9	10.3	5.60	2.88
1.80V	132	100	81.4	52.3	35.3	14.8	10.2	5.50	2.77
1.85V	100	82.0	70.4	48.1	34.9	14.7	10.2	5.41	2.72

Constant power discharge ratings-watts at 25°C

F.V/Time	5MIN	10MIN	15MIN	30MIN	1HR	3HR	5HR	10HR	20HR
1.60V	317	219	171	109	71.5	28.8	20.1	11.7	5.80
1.67V	301	216	169	107	69.1	28.8	20.1	11.5	5.78
1.70V	281	211	166	104	67.3	28.8	20.1	11.4	5.78
1.75V	262	197	156	101	66.7	28.4	19.9	11.2	5.75
1.80V	235	183	147	98.5	65.6	28.0	19.5	11.0	5.55
1.85V	188	152	128	90.2	65.0	27.9	19.3	10.8	5.41

