



GASTON GT

range is the most common standard and the first generation delicate product which is designed with AGM(Absorbent Glass Mat) technology, high performance plates and electrolyte. The definition of GT is coming from General purpose. Therefore, this range product has possessed various applications for common power backup system.

Applications

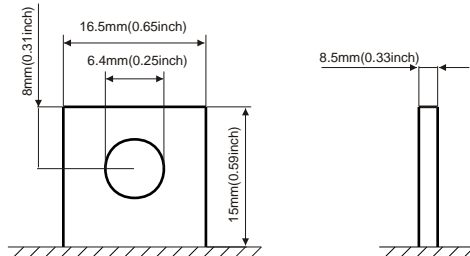
- Alarm System
- Medical Equipment
- Cable Television
- UPS
- Communication Equipment
- Power Tool
- Control Equipment
- Emergency Power System
- Security System
- Stand-by Electric Power Control System
- Emergency Lighting System

General Features

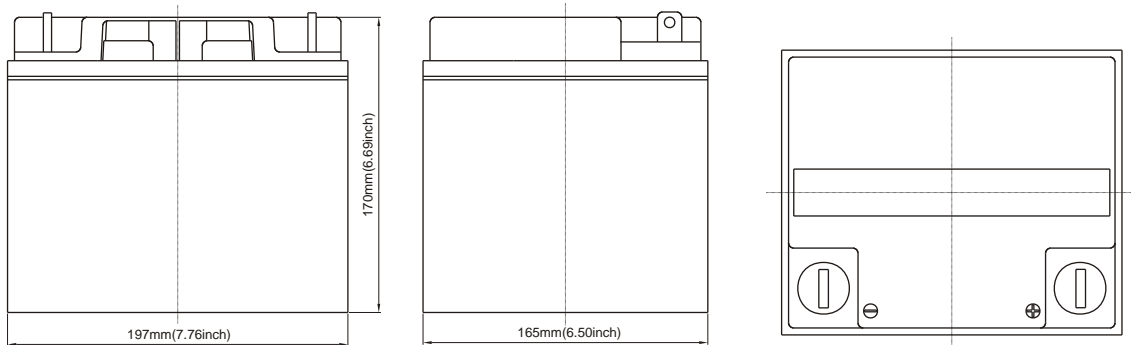
- Sealed and maintenance free operation.
- Non-Spillable construction design.
- ABS containers and covers(UL94HB, UL94V-0) optional.
- Safety valve installation for explosion proof.
- High quality and high reliability.
- Exceptional deep discharge recovery performance.
- Low self discharge characteristic.
- Flexibility design for multiple install positions.

Construction

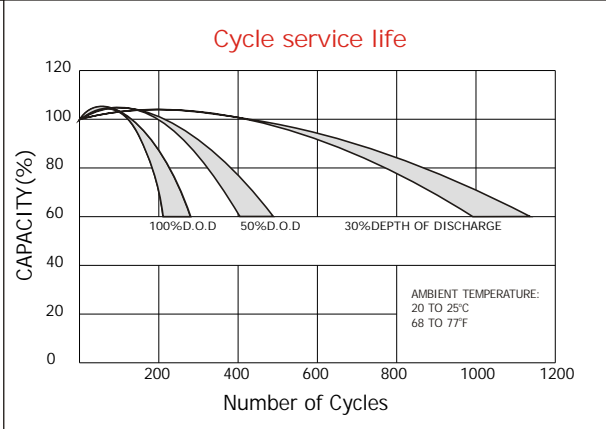
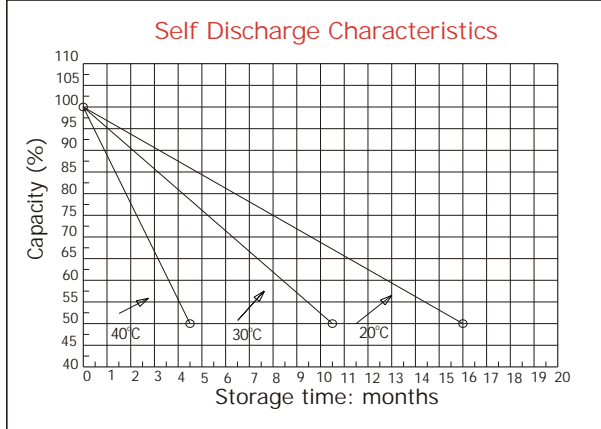
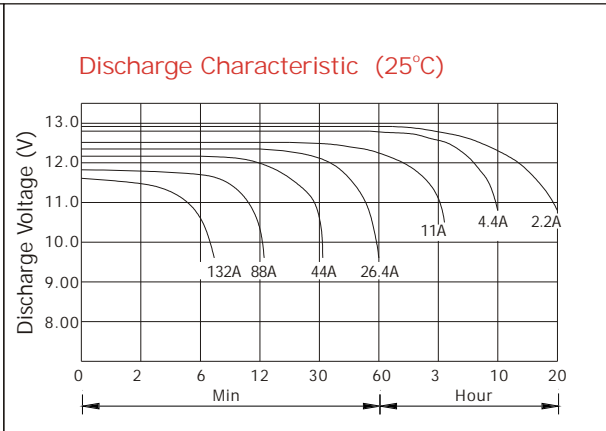
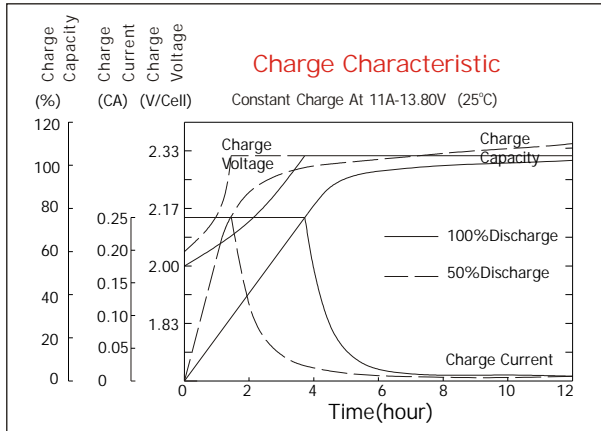
- ComponentRaw material
- SealantEpoxy Resin
- PositiveLead dioxide
- Safety valveEPDR
- NegativeLead
- TerminalLead
- ContainerABS
- SeparatorFiber glass
- CoverABS
- ElectrolyteSulfuric acid



Standard Terminal Dimensions
(Optional terminal please check terminal information page)



Battery Model	GT 12-44			
Designed Floating Life	8 Years			
Capacity(25°C)	20HR(2.2A,1.75V)	10HR(4A,1.75V)	5HR(6.8A,1.75V)	1HR(24A,1.75V)
	44Ah	40Ah	34Ah	24Ah
Dimensions	Length	Width	Height	Total Height
	197mm(7.76inch)	165mm(6.50inch)	171mm(6.73inch)	171mm(6.73inch)
Approx. Weight	13.7Kg (30.2 lbs)			
Internal Resistance	Full charged at 25°C: 0.0095 Ohm			
Self Discharge	3% of capacity declined per month at (25°C)			
Capacity Affected by Temp.(20HR)	40°C	25°C	0°C	-15°C
	102%	100%	85%	65%
Charge Voltage(25°C)	Cycle use		Float use	
	14.4-15V(-30mV/ °C), max. Current: 10A		13.6-13.8V(-20mV/ °C)	



Constant current discharge ratings-amperes at 25°C

F.V/Time	5MIN	10MIN	15MIN	30MIN	1HR	3HR	5HR	8HR	10HR	20HR
1.60V	189	118	88.7	54.1	28.4	12.5	7.63	4.98	4.15	2.31
1.67V	177	112	85.4	51.8	28.1	12.0	7.47	4.90	4.11	2.28
1.70V	163	108	83.4	47.1	27.2	11.2	7.31	4.85	4.10	2.25
1.75V	159	104	80.7	44.7	25.9	10.8	7.15	4.78	4.08	2.20
1.80V	143	99.5	73.3	41.4	24.3	10.4	6.72	4.60	4.00	2.09
1.85V	126	94.8	65.9	38.1	22.6	10.0	6.29	4.43	3.95	2.02

Constant power discharge ratings-watts at 25°C

F.V/Time	5MIN	10MIN	15MIN	30MIN	1HR	3HR	5HR	10HR	20HR
1.60V	231	159	124	79.2	52.0	21.0	14.6	8.48	4.22
1.67V	219	157	123	77.6	50.3	21.0	14.6	8.36	4.20
1.70V	204	153	121	75.6	49.0	21.0	14.6	8.29	4.20
1.75V	190	143	114	73.6	48.5	20.6	14.4	8.15	4.18
1.80V	171	133	107	71.6	47.7	20.4	14.2	8.01	4.03
1.85V	137	110	93.2	65.6	47.2	20.3	14.0	7.87	3.79

