

Standard Terminal Dimensions
(Optional terminal please check terminal information page)

GASTON GT

range is the most common standard and the first generation delicate product which is designed with AGM(Absorbent Glass Mat) technology, high performance plates and electrolyte. The definition of GT is coming from General purpose. Therefore, this range product has possessed various applications for common power backup system.

Applications

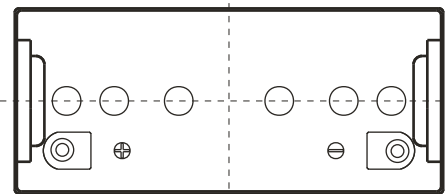
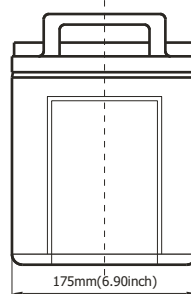
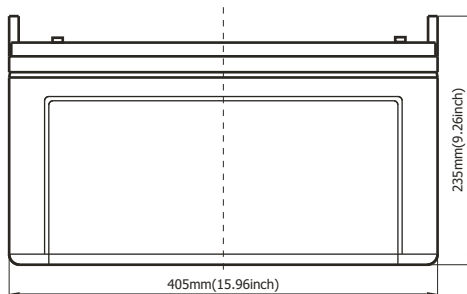
- Alarm System
- Medical Equipment
- Cable Television
- UPS
- Communication Equipment
- Power Tool
- Control Equipment
- Emergency Power System
- Security System
- Stand-by Electric Power Control System
- Emergency Lighting System

General Features

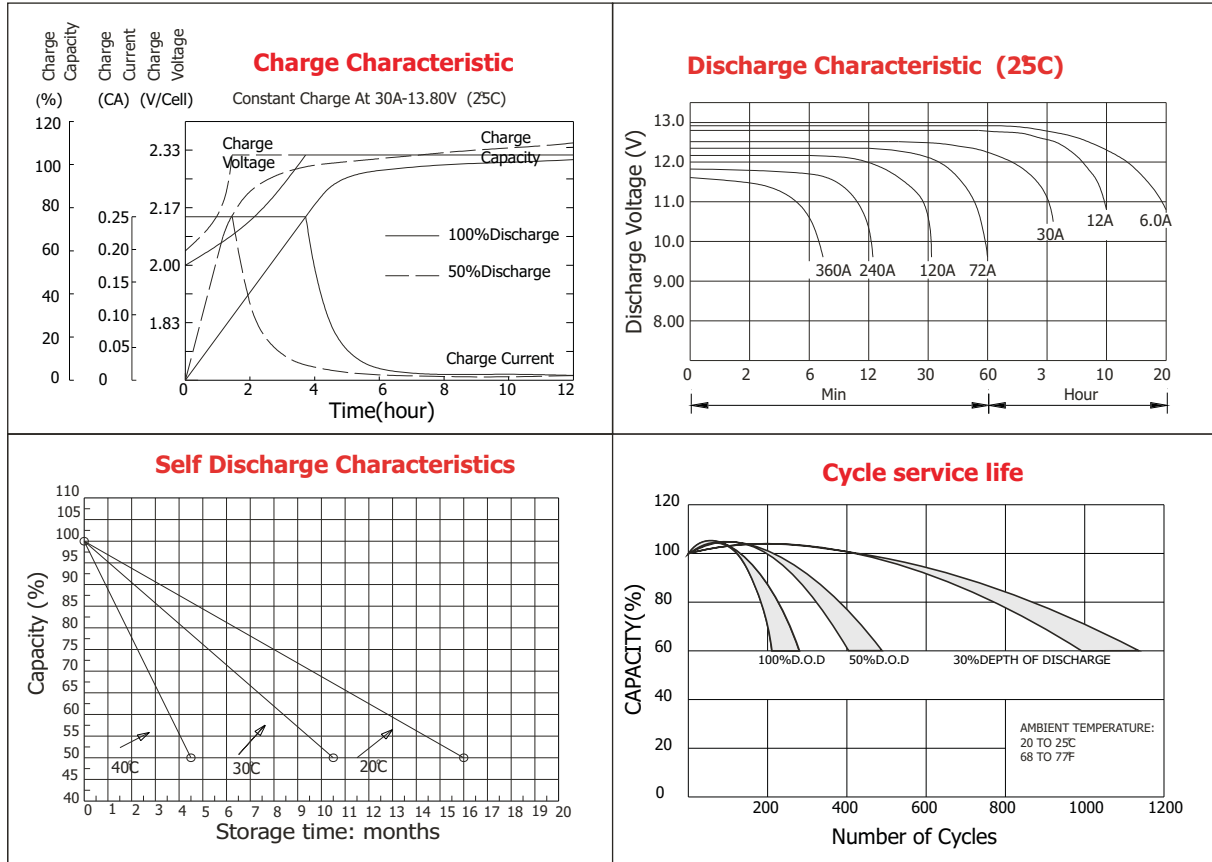
- Sealed and maintenance free operation.
- Non-Spillable construction design.
- ABS containers and covers(UL94HB, UL94V-0) optional.
- Safety valve installation for explosion proof.
- High quality and high reliability.
- Exceptional deep discharge recovery performance.
- Low self discharge characteristic.
- Flexibility design for multiple install positions.

Construction

- ComponentRaw material
- SealantEpoxy Resin
- PositiveLead dioxide
- Safety valveEPDR
- NegativeLead
- TerminalLead
- ContainerABS
- SeparatorFiber glass
- CoverABS
- ElectrolyteSulfuric acid



Battery Model	GT 12-120			
Designed Floating Life	10 Years			
Capacity(25C)	20HR(6.1A,1.75V)	10HR(12A,1.75V)	5HR(20.4A,1.75V)	1HR(72A,1.75V)
	122Ah	120Ah	102Ah	72Ah
Dimensions	Length	Width	Height	Total Height
	405mm(15.96inch)	175mm(6.90inch)	208mm(8.19inch)	235mm(9.26inch)
Approx. Weight	36.50Kg (80.3 lbs)			
Internal Resistance	Full charged at 25C: 0.0045 Ohm			
Self Discharge	3% of capacity declined per month at (25C)			
Capacity Affected by Temp.(20HR)	40C	25C	0C	-15C
	102%	100%	85%	65%
Charge Voltage(25C)	Cycle use		Float use	
	14.4-15V(-30mV/°C), max. Current: 30A		13.6-13.8V(-20mV/°C)	



Constant current discharge ratings-amperes at 25C

F.V/Time	5MIN	10MIN	15MIN	30MIN	1HR	3HR	5HR	10HR	12HR	20HR
1.60V	420	288	210	126	79.2	32.8	22.9	12.7	10.5	6.32
1.67V	378	263	204	122	79.1	32.6	22.7	12.5	10.5	6.30
1.70V	359	253	197	120	78.8	32.6	22.7	12.4	10.4	6.30
1.75V	319	234	186	118	78.0	32.4	22.5	12.2	10.3	6.27
1.80V	288	217	178	114	77.0	32.3	22.3	12.0	10.2	6.05
1.85V	218	179	154	105	76.2	32.2	22.2	11.8	10.0	5.69

Constant power discharge ratings-watts at 25C

F.V/Time	5MIN	10MIN	15MIN	30MIN	1HR	3HR	5HR	10HR	12HR	20HR
1.60V	692	478	372	238	156	62.9	43.8	25.5	21.0	12.6
1.67V	656	472	368	233	151	62.9	43.8	25.1	20.1	12.6
1.70V	613	460	362	227	147	62.9	43.8	24.9	19.7	12.6
1.75V	571	430	341	221	146	61.9	43.3	24.4	19.3	12.5
1.80V	512	400	320	215	143	61.1	42.6	24.0	19.0	12.1
1.85V	410	331	280	197	142	60.8	42.0	23.6	18.0	11.4

