

Standard Terminal Dimensions
(Optional terminal please check terminal information page)

GASTON GT

range is the most common standard and the first generation delicate product which is designed with AGM(Absorbent Glass Mat) technology, high performance plates and electrolyte. The definition of GT is coming from General purpose. Therefore, this range product has possessed various applications for common power backup system.

Applications

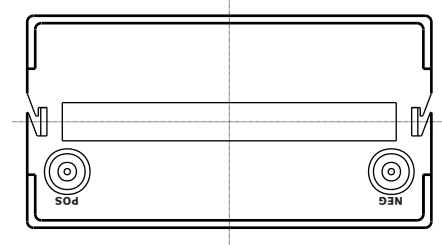

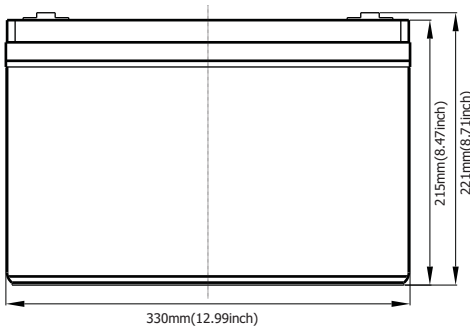
- Alarm System
- Medical Equipment
- Cable Television
- UPS
- Communication Equipment
- Power Tool
- Control Equipment
- Emergency Power System
- Security System
- Stand-by Electric Power Control System
- Emergency Lighting System

General Features

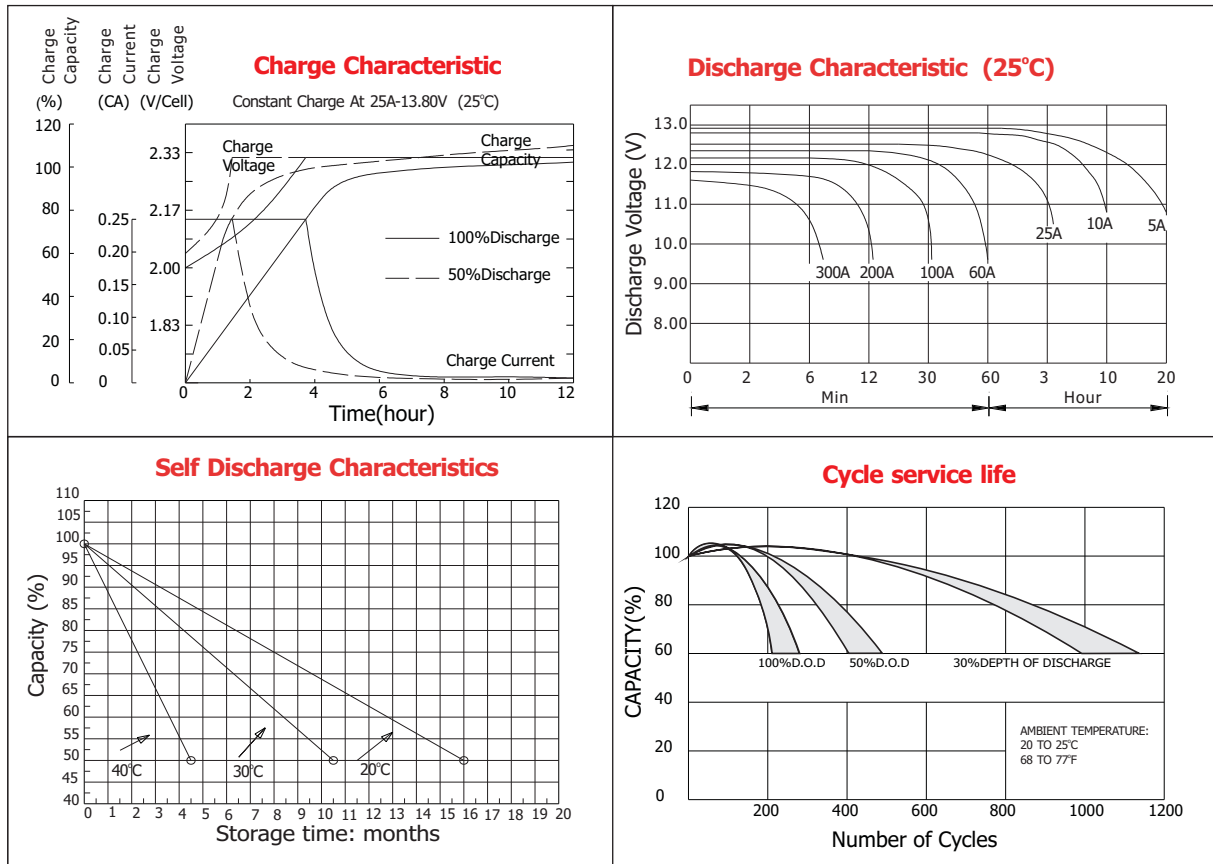
- Sealed and maintenance free operation.
- Non-Spillable construction design.
- ABS containers and covers(UL94HB, UL94V-0) optional.
- Safety valve installation for explosion proof.
- High quality and high reliability.
- Exceptional deep discharge recovery performance.
- Low self discharge characteristic.
- Flexibility design for multiple install positions.

Construction

- ComponentRaw material
- SealantEpoxy Resin
- PositiveLead dioxide
- Safety valveEPDR
- NegativeLead
- TerminalLead
- ContainerABS
- SeparatorFiber glass
- CoverABS
- ElectrolyteSulfuric acid



Battery Model	GT 12-100ES			
Designed Floating Life	8 Years			
Capacity(25°C)	20HR(5.00A,1.75V)	10HR(9.8A,1.75V)	5HR(16.8A,1.75V)	1HR(61A,1.75V)
	100Ah	98Ah	84Ah	61Ah
Dimensions	Length	Width	Height	Total Height
	330mm(12.99inch)	172mm(6.78inch)	215mm(8.47inch)	221mm(8.71inch)
Approx. Weight	29.0Kg (63.80 lbs)			
Internal Resistance	Full charged at 25°C: 0.005 Ohm			
Self Discharge	3% of capacity declined per month at (25°C)			
Capacity Affected by Temp.(20HR)	40°C	25°C	0°C	-15°C
	102%	100%	85%	65%
Charge Voltage(25°C)	Cycle use		Float use	
	14.4-15V(-30mV/ °C), max. Current: 25A		13.6-13.8V(-20mV/ °C)	



Constant current discharge ratings-amperes at 25°C

F.V/Time	5MIN	10MIN	15MIN	30MIN	1HR	3HR	5HR	10HR	20HR
1.60V	350	240	175	105	66.0	27.3	19.1	10.6	5.27
1.67V	315	219	170	102	65.9	27.2	18.9	10.4	5.25
1.70V	299	211	164	100	65.7	27.2	18.9	10.4	5.25
1.75V	266	195	155	98.0	65.0	27.0	18.8	10.2	5.23
1.80V	240	181	148	95.0	64.2	26.9	18.6	10.0	5.04
1.85V	182	149	128	87.4	63.5	26.8	18.5	9.8	4.91

Constant power discharge ratings-watts at 25°C

F.V/Time	5MIN	10MIN	15MIN	30MIN	1HR	3HR	5HR	10HR	20HR
1.60V	577	398	310	198	130.0	52.4	36.5	21.2	10.5
1.67V	547	393	307	194	125.7	52.4	36.5	20.9	10.5
1.70V	511	383	302	189	122.4	52.4	36.5	20.7	10.5
1.75V	476	358	284	184	121.3	51.6	36.1	20.4	10.5
1.80V	427	333	267	179	119.2	50.9	35.5	20.0	10.1
1.85V	342	276	233	164	118.1	50.7	35.0	19.7	9.86