



GT-G range applies the advanced GEL design and the purity fumed silica to form sulfuric acid thixotropic Gel, and fills the batteries with vacuum to ensure complete penetration of electrolyte through separators and plates pastes.

This range battery has excellent cycling capability and superior float life to meet the requirement of frequent cyclic and high temperature application such as Cable TV, Telecommunication, broadband, PVs etc.

### Applications

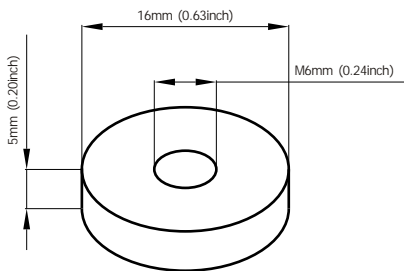
- Broadband
- Electric Powered Vehicle
- UPS
- Photovoltaic & Solar System
- Telecommunication
- Cable TV
- Medical Equipments
- Golf Cars and Buggies

### General Features

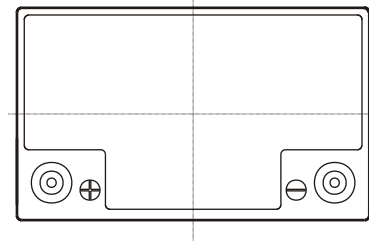

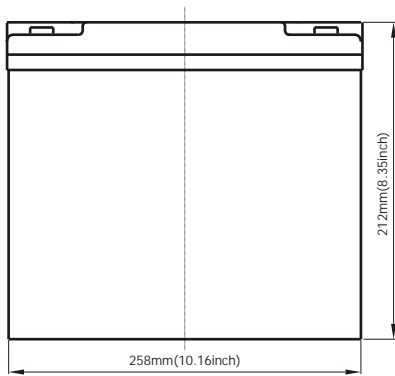
- Sealed and maintenance free operation.
- Non-Spillable construction design.
- ABS containers and covers(UL94HB, UL94V-0) optional.
- Safety valve installation for explosion proof.
- High quality and high reliability.
- Exceptional deep discharge recovery performance.
- Low self discharge characteristic.
- Flexibility design for multiple install positions.

### Construction

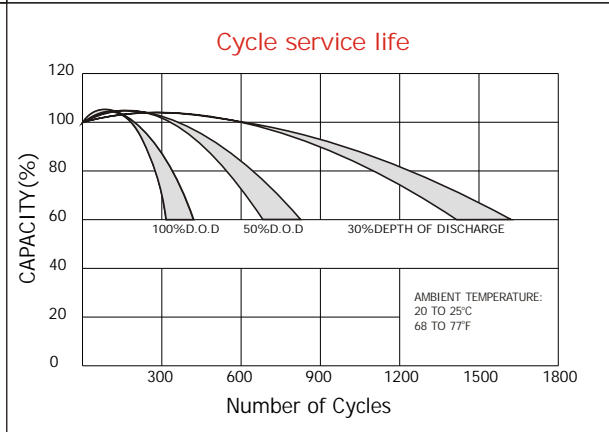
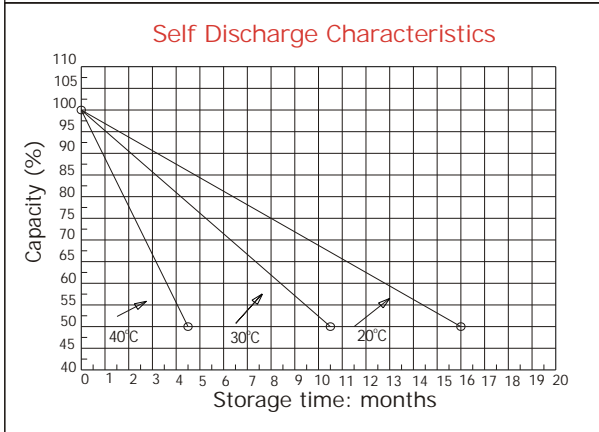
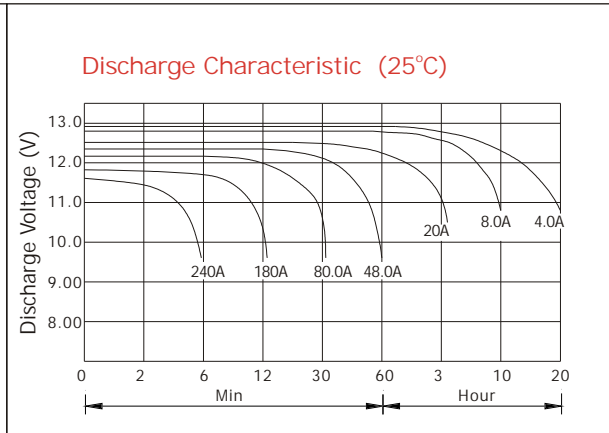
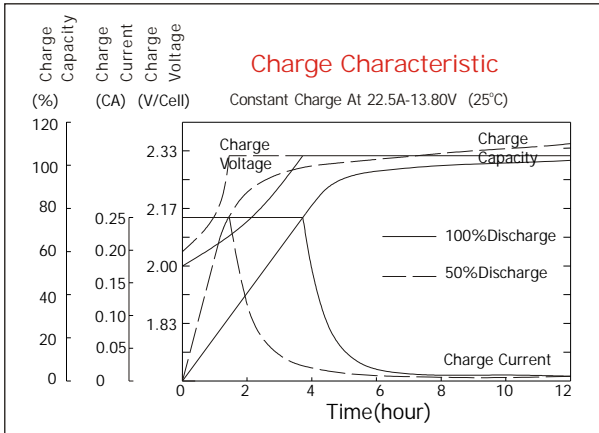
- Component .....Raw material
- Positive .....Lead dioxide
- Negative .....Lead
- Container .....ABS
- Cover .....ABS
- Sealant .....Epoxy Resin
- Safety valve .....EPDR
- Terminal .....Copper
- Separator .....Fiber glass
- Electrolyte .....Sulfuric acid



**Standard Terminal Dimensions**  
(Optional terminal please check terminal information page)



Battery Model	GT12-80G			
Designed Life	10 Years (Floating)			
Capacity(25°C)	20HR(4.0A,1.75V)	10HR(7.8A,1.75V)	5HR(14A,1.75V)	1HR(52A,1.75V)
	80Ah	78Ah	70Ah	52Ah
Dimensions	Length	Width	Height	Total Height
	258mm(10.16inch)	168mm(6.61inch)	212mm(8.35inch)	212mm(8.35inch)
Approx. Weight	24Kg (52.8 lbs)			
Internal Resistance	Full charged at 25°C: 0.0052 Ohm			
Self Discharge	3% of capacity declined per month at (25°C)			
Capacity Affected by Temp.(20HR)	40°C	25°C	0°C	-15°C
	102%	100%	85%	65%
Charge Voltage(25°C)	Cycle use		Float use	
	14.4-15V(-30mV/ °C), max. Current: 22.5A		13.6-13.8V(-20mV/ °C)	



### Constant current discharge ratings-amperes at 25°C

F.V/Time	5MIN	10MIN	15MIN	30MIN	1HR	3HR	5HR	10HR	20HR
1.60V	280	192	140	84.0	53.0	21.8	15.3	8.50	4.22
1.67V	252	175	136	82.0	52.8	21.8	15.1	8.30	4.21
1.70V	239	169	132	80.0	52.6	21.8	15.1	8.30	4.21
1.75V	213	156	124	78.4	52.0	21.6	15.0	8.20	4.16
1.80V	192	145	119	76.0	51.3	21.5	14.9	8.00	4.03
1.85V	146	119	102	70.0	51.0	21.4	14.8	7.84	3.93

### Constant power discharge ratings-watts at 25°C

F.V/Time	5MIN	10MIN	15MIN	30MIN	1HR	3HR	5HR	10HR	20HR
1.60V	462	318	248	159	104.0	41.9	29.2	17.0	8.40
1.67V	438	315	246	156	101.0	41.9	29.2	16.7	8.40
1.70V	409	307	242	151	98.0	41.9	29.2	16.7	8.40
1.75V	380	286	227	147	97.0	41.3	28.9	16.3	8.40
1.80V	198	266	214	144	95.1	40.7	28.4	16.0	8.08
1.85V	274	221	187	131	94.4	40.6	28.0	15.8	7.89