



### Gaston GT-C

range (deep cycle) is designed specially to have a large amount of stored current discharged between charging sessions, with heavy non-porous battery plate that is made of a different chemical for the plates active paste material and a electrolyte stronger slightly than normal battery electrolyte. It enhances a superior performance of high power output and excellent deep cycle life for energy applications.

### Applications

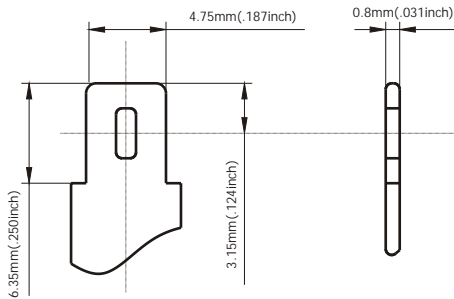
- Electric Powered Vehicle
- Golf Cars and Buggy
- Wheel Chair
- Power Tool
- Electric Powered Toy
- Control System
- Vacuum Cleaner
- Medical Equipment
- UPS
- PVs

### General Features


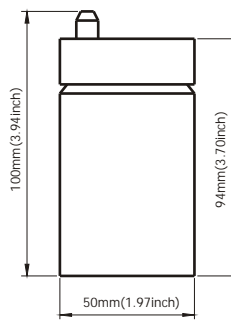
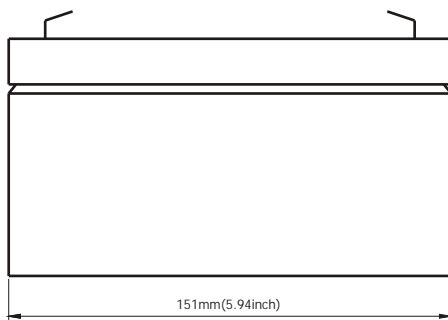
- Better discharge characteristics than normal VRLA batteries.
- Non-Spillable construction design.
- ABS containers and covers(UL94HB, UL94V-0) optional.
- Safety valve installation for explosion proof.
- Higher safety & reliable construction.
- Extra durability and deep cycle ability for heavy demand applications.
- Low self discharge characteristic.
- Flexibility design for multiple install positions.

### Construction

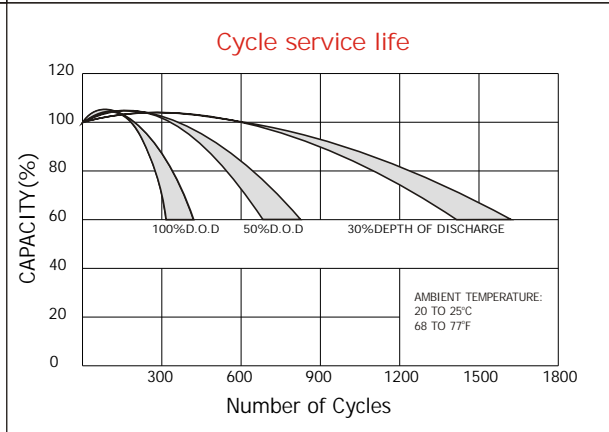
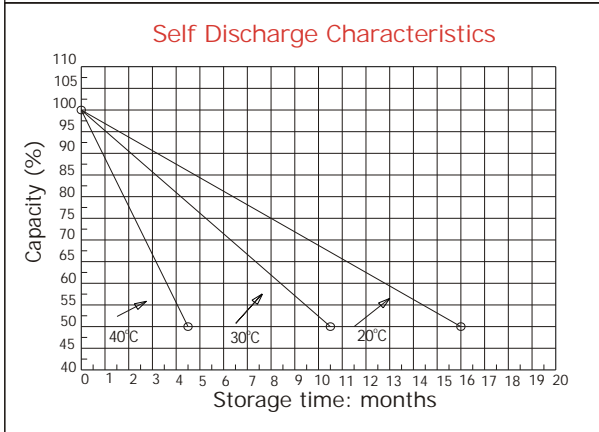
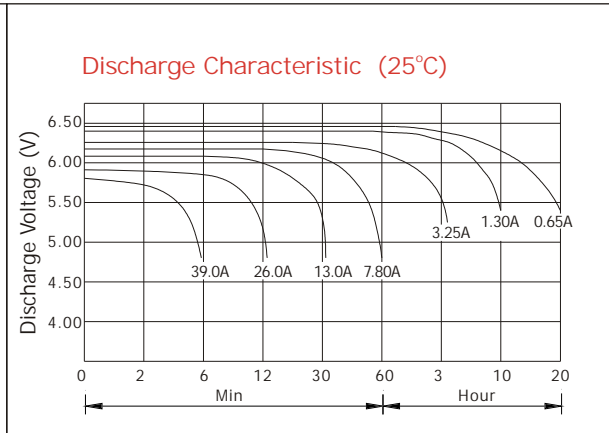
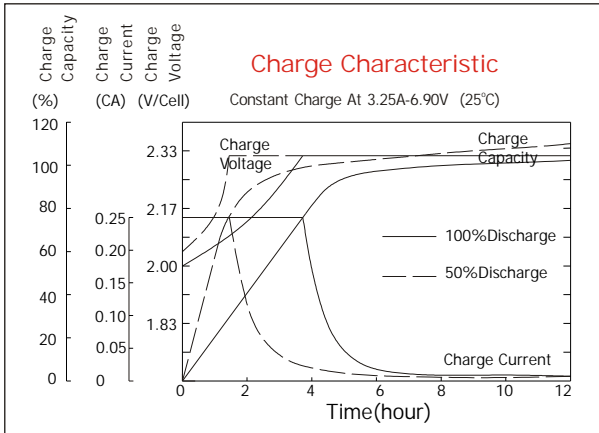
- Component .....Raw material
- Positive .....Lead dioxide
- Negative .....Lead
- Container .....ABS
- Cover .....ABS
- Sealant .....Epoxy Resin
- Safety valve .....EPDR
- Terminal .....Copper
- Separator .....Fiber glass
- Electrolyte .....Sulfuric acid



**Standard Terminal Dimensions**  
(Optional terminal please check terminal information page)



Battery Model	GT6-12C			
Designed Cycle Life	> 350 cycles @ -0.5CA to 9.6V			
Capacity(25°C)	20HR(0.66A,1.75V)	10HR(1.2A,1.75V)	5HR(2.05A,1.75V)	1HR(8A,1.75V)
	13.2Ah	12Ah	10.25Ah	8Ah
Dimensions	Length	Width	Height	Total Height
	151mm(5.94inch)	50mm(1.34inch)	94mm(3.70inch)	100mm(3.94inch)
Approx. Weight	1.89Kg (4.17 lbs)			
Internal Resistance	Full charged at 25°C: 0.01 Ohm			
Self Discharge	3% of capacity declined per month at (25°C)			
Capacity Affected by Temp.(20HR)	40°C	25°C	0°C	-15°C
	102%	100%	85%	65%
Charge Voltage(25°C)	Cycle use		Float use	
	7.2-7.5V(-15mV/ °C), max. Current: 3.6A		6.8-6.9V(-10mV/ °C)	



**Constant current discharge ratings-amperes at 25°C**

F.V/Time	5MIN	10MIN	15MIN	30MIN	1HR	3HR	5HR	10HR	20HR
1.60V	65.0	40.4	30.5	18.6	9.38	4.12	2.52	1.37	0.74
1.67V	61.0	38.4	29.3	17.8	9.26	3.96	2.46	1.36	0.71
1.70V	55.9	37.0	28.7	16.2	8.98	3.70	2.41	1.35	0.70
1.75V	54.8	35.8	27.7	15.4	8.55	3.57	2.36	1.35	0.69
1.80V	49.0	34.2	25.2	14.2	8.01	3.43	2.22	1.32	0.67
1.85V	43.3	32.6	22.6	13.1	7.46	3.31	2.08	1.30	0.65

**Constant power discharge ratings-watts at 25°C**

F.V/Time	5MIN	10MIN	15MIN	30MIN	1HR	3HR	5HR	10HR	20HR
1.60V	114	73.0	55.7	33.5	16.9	7.30	4.25	2.82	1.48
1.67V	110	71.2	55.0	32.8	16.8	7.08	4.24	2.80	1.43
1.70V	104	70.5	54.5	30.7	16.5	6.76	4.18	2.78	1.41
1.75V	104	70.3	54.1	29.8	16.2	6.60	4.14	2.73	1.37
1.80V	95.4	69.2	50.1	28.4	15.3	6.41	4.02	2.67	1.34
1.85V	86.5	65.7	45.5	26.6	14.4	6.21	3.89	2.60	1.31

