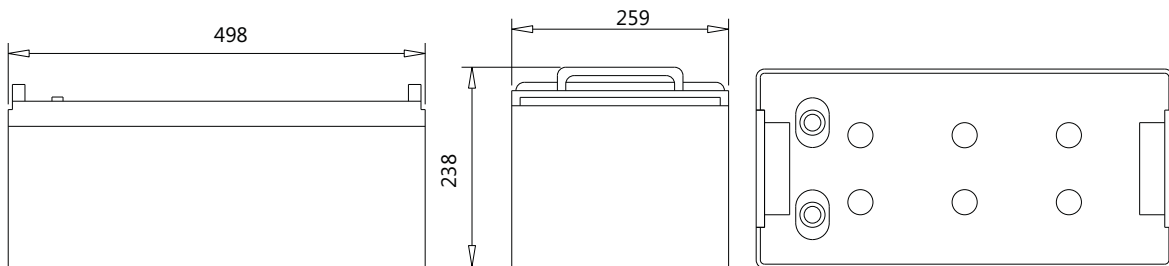


Standard Terminal Dimensions
(Optional terminal please check terminal information page)



Gaston GT-C

range (deep cycle) is designed specially to have a large amount of stored current discharged between charging sessions, with heavy non-porous battery plate that is made of a different chemical for the plates active paste material and a electrolyte stronger slightly than normal battery electrolyte. It enhances a superior performance of high power output and excellent deep cycle life for energy applications.

Applications

- Electric Powered Vehicle
- Golf Cars and Buggy
- Wheel Chair
- Power Tool
- Electric Powered Toy
- Control System
- Vacuum Cleaner
- Medical Equipment
- UPS
- PVS

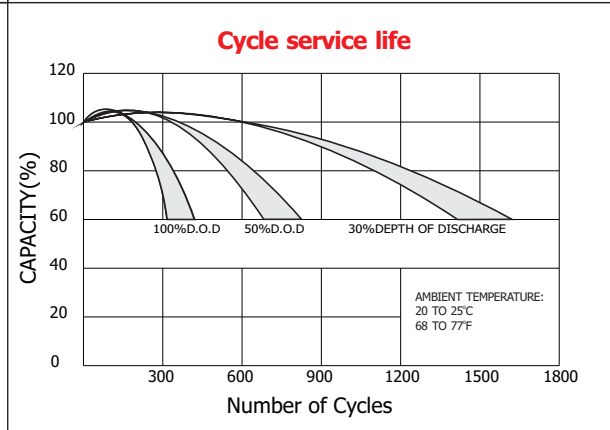
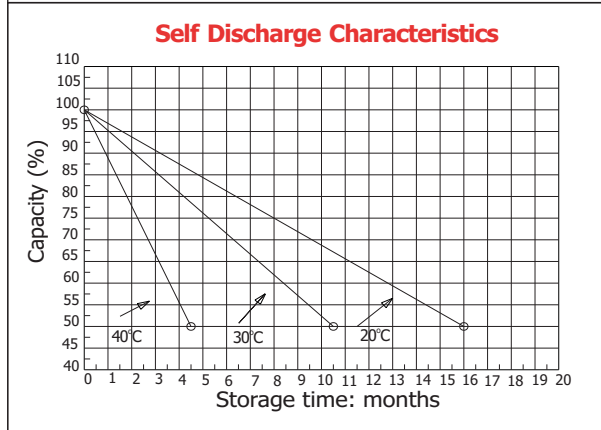
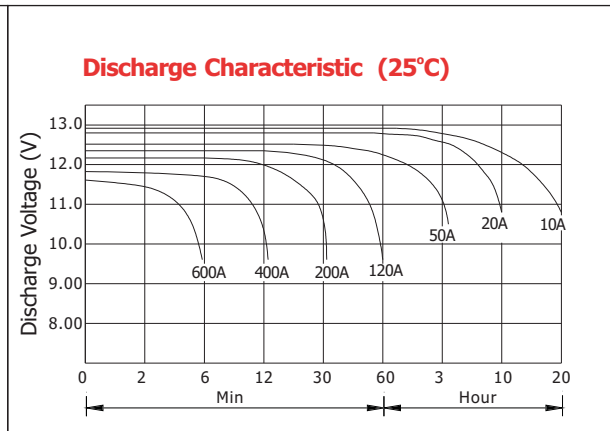
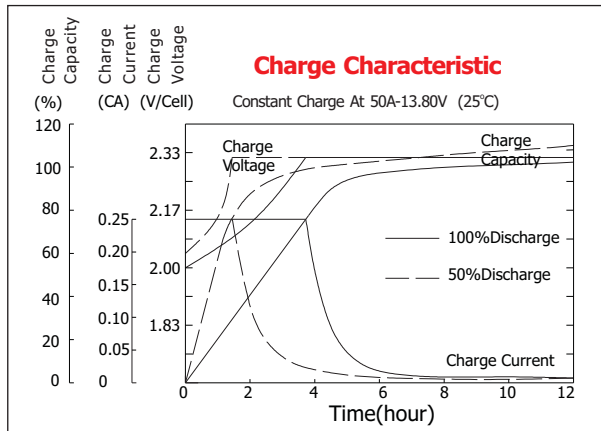
General Features

- Better discharge characteristics than normal VRLA batteries.
- Non-Spillable construction design.
- ABS containers and covers(UL94HB, UL94V-0) optional.
- Safety valve installation for explosion proof.
- Higher safety & reliable construction.
- Extra durability and deep cycle ability for heavy demand applications.
- Low self discharge characteristic.
- Flexibility design for multiple install positions.

Construction

- ComponentRaw material
- PositiveLead dioxide
- NegativeLead
- ContainerABS
- CoverABS
- SealantEpoxy Resin
- Safety valveEPDR
- TerminalLead
- SeparatorFiber glass
- ElectrolyteSulfuric acid

Battery Model	GT12-200C-2			
Designed Cycle Life	> 350 cycles @ -0.5CA to 9.6V			
Capacity(25°C)	20HR(10.1A,1.75V)	10HR(20A,1.75V)	5HR(36.4A,1.75V)	1HR(115A,1.75V)
	202Ah	200Ah	182Ah	115Ah
Dimensions	Length	Width	Height	Total Height
	498mm(19.60inch)	259mm(10.20inch)	218mm(8.58inch)	238mm(9.37inch)
Approx. Weight	72.0Kg (158.4 lbs)			
Internal Resistance	Full charged at 25°C :0.0028 Ohm			
Self Discharge	Self discharge < 3% per month at (25°C)			
Capacity Affected by Temp.(20HR)	40°C	25°C	0°C	-15°C
	105%	100%	85%	68%
Charge Voltage(25°C)	Cycle use		Float use	
	14.4-14.8V(-30mV/ °C), max. Current: 50A		13.6-13.8(-20mV/ °C)	



Constant current discharge ratings-amperes at 25°C

F. V/Time	5MIN	10MIN	15MIN	30MIN	1HR	3HR	5HR	10HR	20HR
1.60V	670	465	344	206	122	55.8	36.8	20.6	10.6
1.67V	610	425	323	202	121	55.2	36.5	20.3	10.4
1.70V	590	410	316	200	120	55.0	36.4	20.2	10.4
1.75V	532	378	300	195	115	54.4	36.4	20.0	10.2
1.80V	480	352	284	190	110	54.0	36.0	19.6	10.0
1.85V	424	305	264	180	100	48.0	34.0	19.0	9.90

Constant power discharge ratings-watts at 25°C

F. V/Time	5MIN	10MIN	15MIN	30MIN	1HR	3HR	5HR	10HR	20HR
1.60V	905	700	529	345	199	95.0	65.8	38.5	21.5
1.67V	897	696	526	344	199	94.7	65.7	38.5	21.5
1.70V	894	695	525	343	198	94.7	65.7	38.5	21.5
1.75V	884	694	520	342	198	94.2	65.5	38.3	21.5
1.80V	864	684	511	339	195	93.2	65.2	38.0	21.3
1.85V	784	642	492	328	185	89.7	63.3	37.3	20.7