



Gaston GT-C

range (deep cycle) is designed specially to have a large amount of stored current discharged between charging sessions, with heavy non-porous battery plate that is made of a different chemical for the plates active paste material and a electrolyte stronger slightly than normal battery electrolyte. It enhances a superior performance of high power output and excellent deep cycle life for energy applications.

Applications

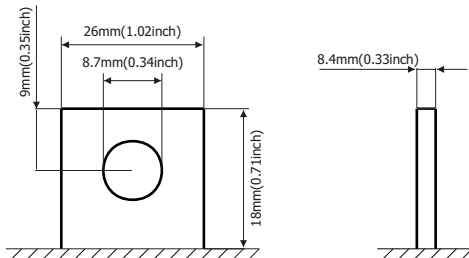
- Electric Powered Vehicle
- Golf Cars and Buggy
- Wheel Chair
- Power Tool
- Electric Powered Toy
- Control System
- Vacuum Cleaner
- Medical Equipment
- UPS
- PVS

General Features



- Better discharge characteristics than normal VRLA batteries.
- Non-Spillable construction design.
- ABS containers and covers(UL94HB, UL94V-0) optional.
- Safety valve installation for explosion proof.
- Higher safety & reliable construction.
- Extra durability and deep cycle ability for heavy demand applications.
- Low self discharge characteristic.
- Flexibility design for multiple install positions.

Construction

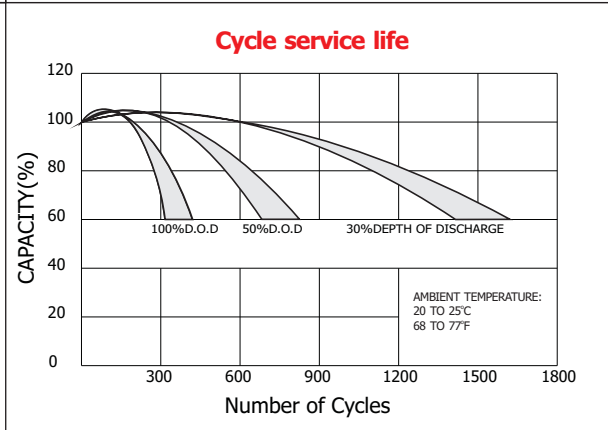
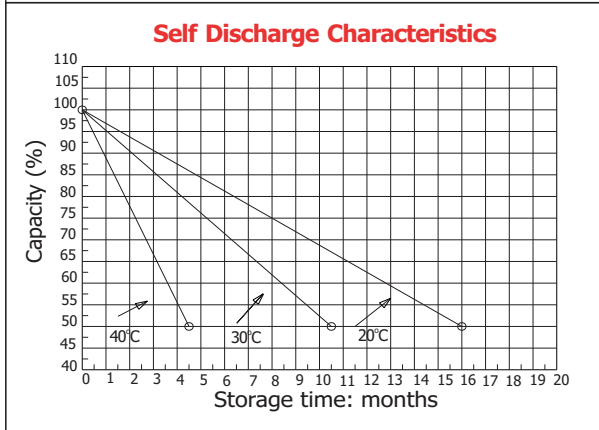
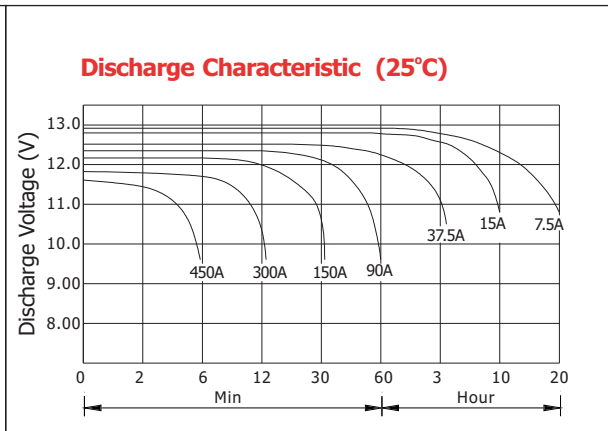
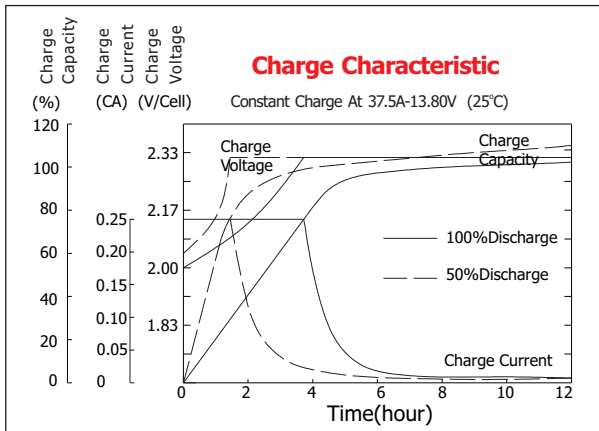
- ComponentRaw material
- PositiveLead dioxide
- NegativeLead
- ContainerABS
- CoverABS
- SealantEpoxy Resin
- Safety valveEPDR
- TerminalLead
- SeparatorFiber glass
- ElectrolyteSulfuric acid



Standard Terminal Dimensions
(Optional terminal please check terminal information page)



Battery Model	GT12-150EC			
Designed Cycle Life	> 350 cycles @ -0.5CA to 9.6V			
Capacity(25°C)	20HR(7.7A,1.75V)	10HR(15A,1.75V)	5HR(25.5A,1.75V)	1HR(96A,1.75V)
	154Ah	150Ah	127.5Ah	96Ah
Dimensions	Length	Width	Height	Total Height
	485mm(19.1inch)	172mm(6.77inch)	240mm(9.45inch)	240mm(9.45inch)
Approx. Weight	44.5Kg (97.9 lbs)			
Internal Resistance	Full charged at 25°C: 0.004 Ohm			
Self Discharge	3% of capacity declined per month at (25°C)			
Capacity Affected by Temp.(20HR)	40°C	25°C	0°C	-15°C
	102%	100%	85%	65%
Charge Voltage(25°C)	Cycle use		Float use	
	14.4-15V(-30mV/ °C), max. Current: 37.5A		13.6-13.8V(-20mV/ °C)	



Constant current discharge ratings-amperes at 25°C

F.V/Time	5MIN	10MIN	15MIN	30MIN	1HR	3HR	5HR	10HR	20HR
1.60V	656	408	308	188	109	48.0	29.4	16.0	8.64
1.67V	616	387	296	180	108	46.2	28.7	15.8	8.34
1.70V	564	373	289	163	105	43.1	28.1	15.8	8.21
1.75V	553	361	280	155	99.8	41.7	27.5	15.7	7.99
1.80V	495	345	254	144	93.4	40.0	25.9	15.4	7.78
1.85V	437	329	229	132	87.1	38.6	24.2	15.2	7.56

Constant power discharge ratings-watts at 25°C

F.V/Time	5MIN	10MIN	15MIN	30MIN	1HR	3HR	5HR	10HR	20HR
1.60V	1151	737	562	338	198	85.2	49.6	32.9	17.2
1.67V	1110	718	555	331	196	82.5	49.4	32.6	16.6
1.70V	1045	711	550	310	193	78.8	48.8	31.6	16.4
1.75V	1052	709	546	301	189	77.0	48.3	31.4	16.0
1.80V	963	698	506	287	178	74.7	46.8	30.8	15.6
1.85V	873	663	459	269	168	72.5	45.3	30.4	15.3

