



AG(AGM and Gel) range uses the advanced GEL design, which combines the best features of both AGM and GEL construction into one battery line, and the purity fumed silica to form sulfuric acid thixotropic Gel, and fills the batteries with vacuum to ensure complete penetration of electrolyte through separators and plates pastes.

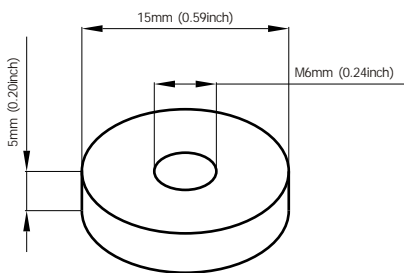
This range battery is designed to meet the requirement of frequent cyclic and high temperature application such as boardband, PVs etc.

Applications

- Broadband
- Electric Powered Vehicle
- UPS
- Photovoltaic & Solar System
- Electric Powered Toy
- Control System
- Vacuum Cleaner
- Medical Equipment
- Golf Cars and Buggies
- Wheel Chairs

General Features

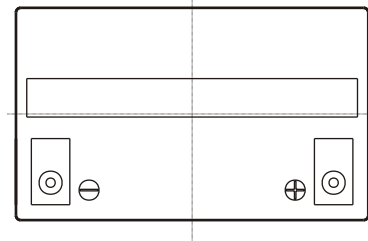

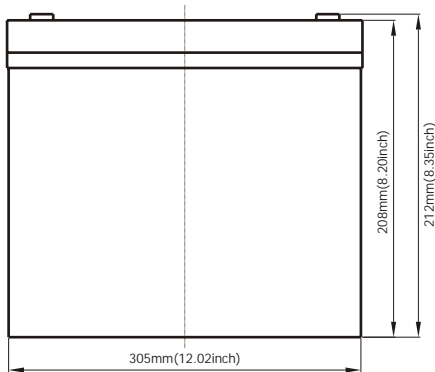
- Ideal for cyclic uses
- Good tolerance to higher temperature applications.
- ABS containers and covers(UL94HB, UL94V-0) optional.
- Safety valve installation for explosion proof.
- Higher safety & reliable construction.
- Extra durability and deep cycle ability for heavy demand applications.
- Low self discharge characteristic.
- Good tolerance to higher temperature applications.



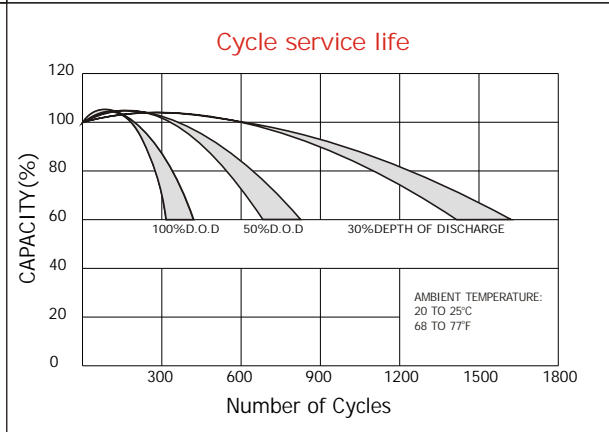
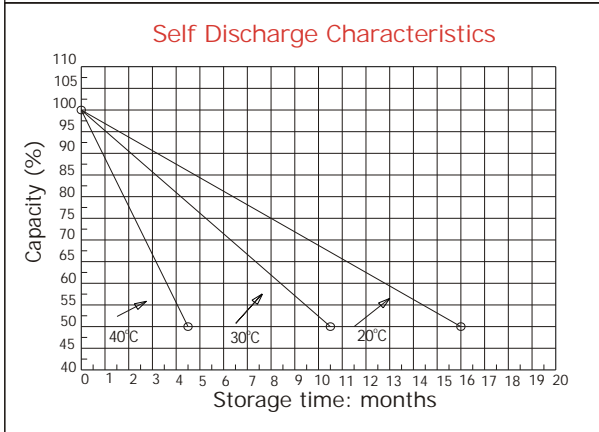
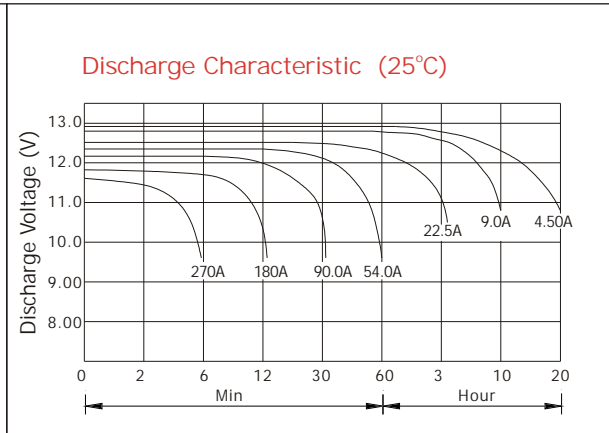
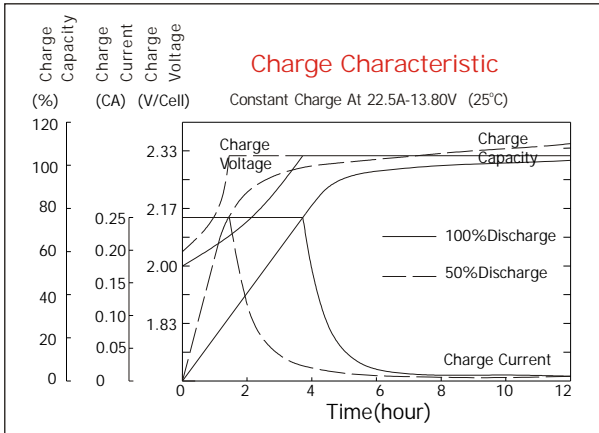
Standard Terminal Dimensions
(Optional terminal please check terminal information page)

Construction

- ComponentRaw material
- PositiveLead dioxide
- NegativeLead
- ContainerABS
- CoverABS
- SealantEpoxy Resin
- Safety valveEPDR
- TerminalCopper
- SeparatorPVC
- Electrolytesulfuric acid thixotropic Gel



Battery Model	GT12-90AG			
Designed Life	10 Years (Floating) or > 750 Cycles @ 50% D.O.D			
Capacity(25°C)	20HR(4.5A,1.75V)	10HR(8.9A,1.75V)	5HR(15A,1.75V)	1HR(54A,1.75V)
	90Ah	89Ah	75Ah	54Ah
Dimensions	Length	Width	Height	Total Height
	305mm(12.0inch)	168mm(6.62inch)	208mm(8.20inch)	212mm(8.35inch)
Approx. Weight	29Kg (63.9 lbs)			
Internal Resistance	Full charged at 25°C: 0.0052 Ohm			
Self Discharge	3% of capacity declined per month at (25°C)			
Capacity Affected by Temp.(20HR)	40°C	25°C	0°C	-15°C
	102%	100%	85%	65%
Charge Voltage(25°C)	Cycle use		Float use	
	14.4-15V(-30mV/ °C), max. Current: 22.5A		13.6-13.8V(-20mV/ °C)	



Constant current discharge ratings-amperes at 25°C

F. V/Time	5MIN	10MIN	15MIN	30MIN	1HR	3HR	5HR	10HR	20HR
1.60V	315	216	158	94.5	59.4	24.6	17.2	9.54	4.74
1.67V	284	197	153	91.8	59.3	24.5	17.0	9.40	4.73
1.70V	269	190	148	90.0	59.1	24.5	17.0	9.33	4.73
1.75V	239	176	140	88.2	58.5	24.3	16.9	9.17	4.70
1.80V	216	163	133	85.5	57.8	24.2	16.8	9.01	4.54
1.85V	164	134	115	78.7	57.2	24.1	16.6	8.85	4.45

Constant power discharge ratings-watts at 25°C

F. V/Time	5MIN	10MIN	15MIN	30MIN	1HR	3HR	5HR	10HR	20HR
1.60V	519	358	279	178	117	47.2	32.9	19.1	9.49
1.67V	492	354	276	175	113	47.2	32.9	18.8	9.45
1.70V	460	345	272	170	110	47.2	32.9	18.7	9.45
1.75V	428	322	256	166	109	46.4	32.5	18.3	9.41
1.80V	384	300	240	161	107	45.8	32.0	18.0	9.08
1.85V	308	248	210	148	106	45.6	31.5	17.7	8.87

