



AG(AGM and Gel) range uses the advanced GEL design, which combines the best features of both AGM and GEL construction into one battery line, and the purity fumed silica to form sulfuric acid thixotropic Gel, and fills the batteries with vacuum to ensure complete penetration of electrolyte through separators and plates pastes.

This range battery is designed to meet the requirement of frequent cyclic and high temperature application such as boardband, PVs etc.

Applications

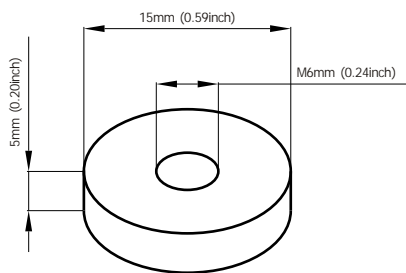
- Broadband
- Electric Powered Vehicle
- UPS
- Photovoltaic & Solar System
- Electric Powered Toy
- Control System
- Vacuum Cleaner
- Medical Equipment
- Golf Cars and Buggies
- Wheel Chairs

General Features

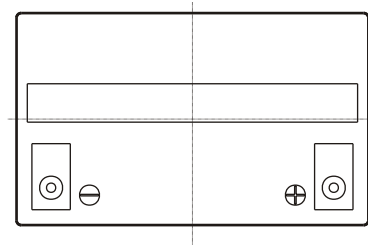

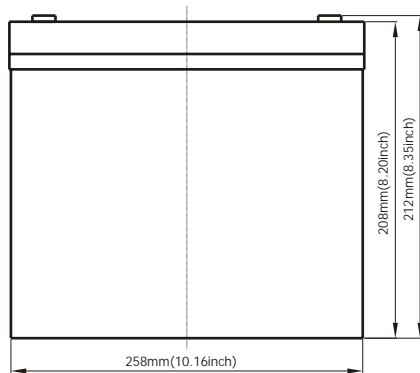
- Ideal for cyclic uses
- Good tolerance to higher temperature applications.
- ABS containers and covers(UL94HB, UL94V-0) optional.
- Safety valve installation for explosion proof.
- Higher safety & reliable construction.
- Extra durability and deep cycle ability for heavy demand applications.
- Low self discharge characteristic.
- Good tolerance to higher temperature applications.

Construction

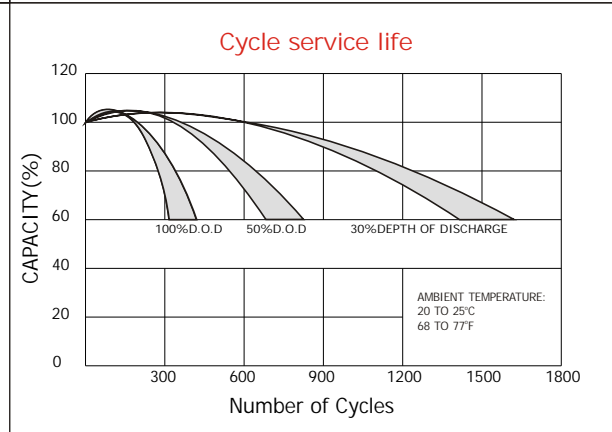
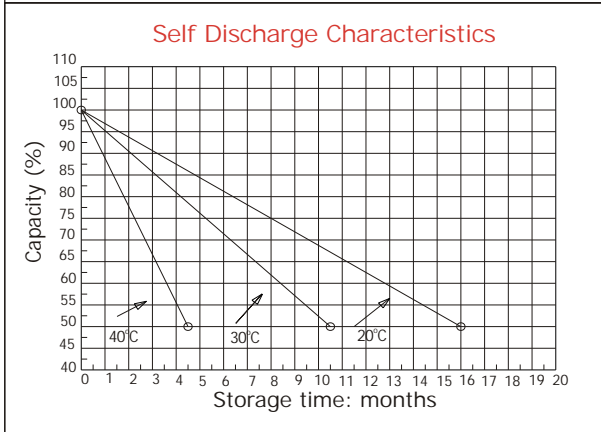
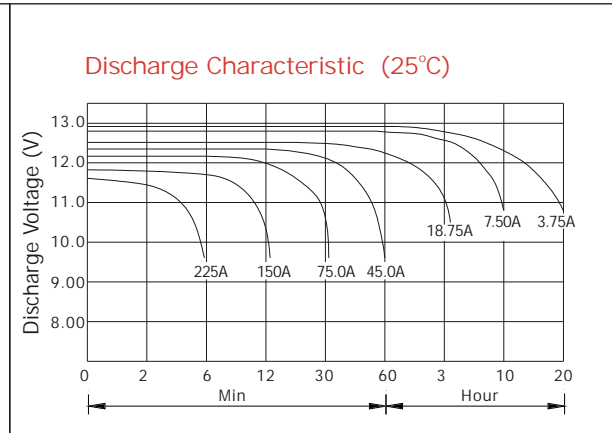
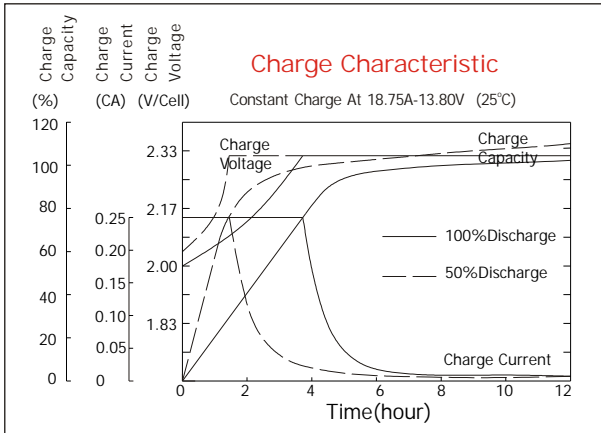
- ComponentRaw material
- PositiveLead dioxide
- NegativeLead
- ContainerABS
- CoverABS
- SealantEpoxy Resin
- Safety valveEPDR
- TerminalCopper
- SeparatorAGM
- Electrolytesulfuric acid thixotropic Gel



Standard Terminal Dimensions
(Optional terminal please check terminal information page)



Battery Model	GT12-75AG			
Designed Life	10 Years (Floating) or > 750 Cycles @ 50% D.O.D			
Capacity(25°C)	20HR(3.75A,1.75V)	10HR(7.4A,1.75V)	5HR(12.4A,1.75V)	1HR(45A,1.75V)
	75Ah	74Ah	62Ah	45Ah
Dimensions	Length	Width	Height	Total Height
	258mm(10.16inch)	168mm(6.62inch)	208mm(8.20inch)	212mm(8.35inch)
Approx. Weight	23Kg (50.7 lbs)			
Internal Resistance	Full charged at 25°C: 0.0055 Ohm			
Self Discharge	3% of capacity declined per month at (25°C)			
Capacity Affected by Temp.(20HR)	40°C	25°C	0°C	-15°C
	102%	100%	85%	65%
Charge Voltage(25°C)	Cycle use		Float use	
	14.4-15V(-30mV/ °C), max. Current: 18.75A		13.6-13.8V(-20mV/ °C)	



Constant current discharge ratings-amperes at 25°C

F. V/Time	5MIN	10MIN	15MIN	30MIN	1HR	3HR	5HR	10HR	20HR
1.60V	263	180	131	78.8	49.5	20.5	14.3	7.95	3.95
1.67V	236	164	128	76.5	49.4	20.4	14.2	7.83	3.94
1.70V	224	158	123	75.0	49.3	20.4	14.2	7.77	3.94
1.75V	200	146	116	73.5	48.8	20.3	14.1	7.64	3.92
1.80V	180	136	111	71.3	48.2	20.2	14.0	7.51	3.78
1.85V	137	112	96.0	65.6	47.6	20.1	13.8	7.37	3.71

Constant power discharge ratings-watts at 25°C

F. V/Time	5MIN	10MIN	15MIN	30MIN	1HR	3HR	5HR	10HR	20HR
1.60V	433	299	233	149	97.5	39.3	27.4	15.9	7.91
1.67V	410	295	230	146	94.3	39.3	27.4	15.7	7.88
1.70V	383	287	227	142	91.8	39.3	27.4	15.5	7.88
1.75V	357	269	213	138	91.0	38.7	27.1	15.3	7.84
1.80V	320	250	200	134	89.4	38.2	26.6	15.0	7.56
1.85V	257	207	175	123	88.6	38.0	26.3	14.7	7.37

