

GT12-144AG 12V144Ah/C20



AG(AGM and Gel) range uses the advanced GEL design, which combines the best features of both AGM and GEL construction into one battery line, and the purity fumed silica to form sulfuric acid thixotropic Gel, and fills the batteries with vacuum to ensure complete penetration of electrolyte through separators and plates pastes.

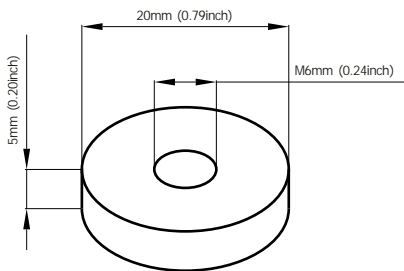
This range battery is designed to meet the requirement of frequent cyclic and high temperature application such as boardband, PVs etc.

Applications

- Broadband
- Electric Powered Vehicle
- UPS
- Photovoltaic & Solar System
- Electric Powered Toy
- Control System
- Vacuum Cleaner
- Medical Equipment
- Golf Cars and Buggies
- Wheel Chairs

General Features

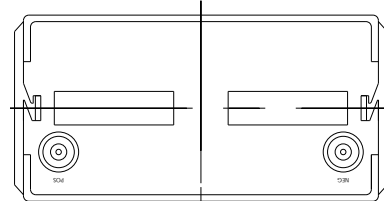
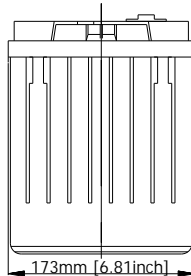
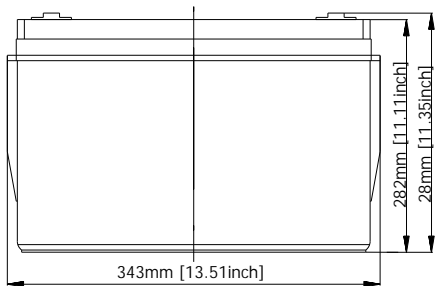
- Ideal for cyclic uses
- Good tolerance to higher temperature applications.
- ABS containers and covers(UL94HB, UL94V-0) optional.
- Safety valve installation for explosion proof.
- Higher safety & reliable construction.
- Extra durability and deep cycle ability for heavy demand applications.
- Low self discharge characteristic.
- Good tolerance to higher temperature applications.



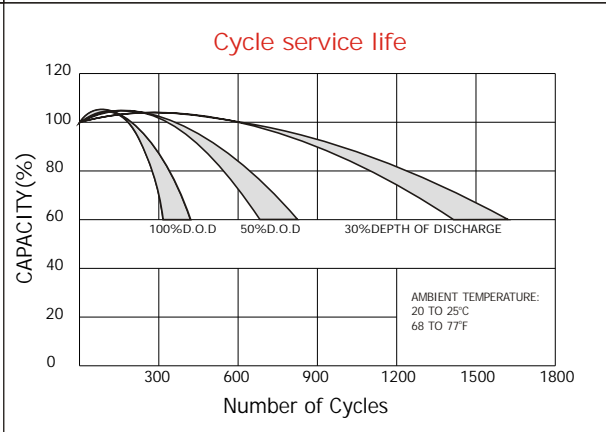
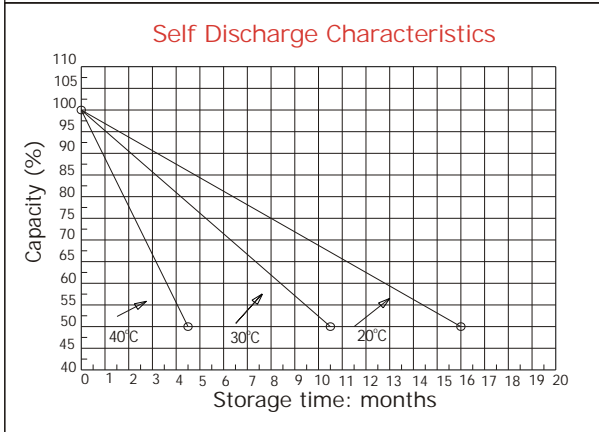
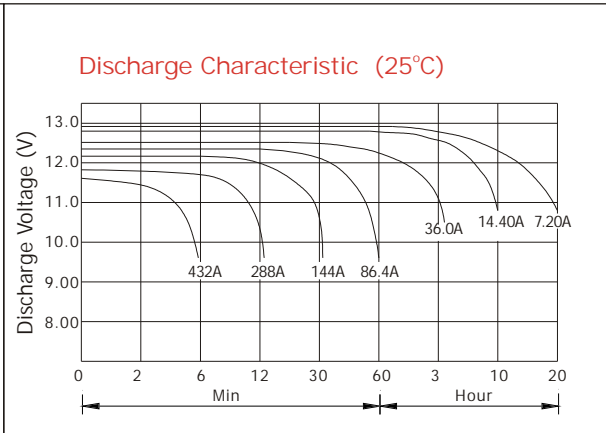
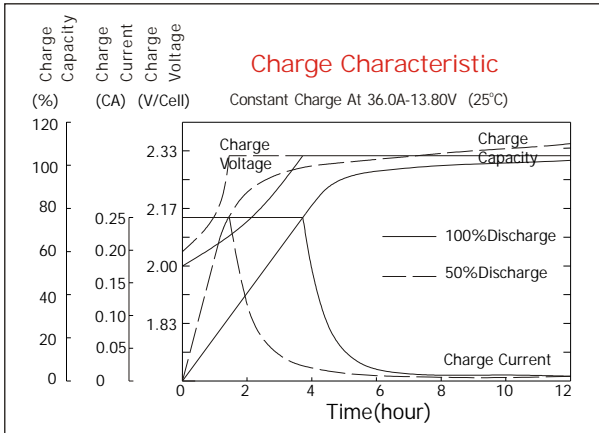
Standard Terminal Dimensions
(Optional terminal please check terminal information page)

Construction

- ComponentRaw material
- PositiveLead dioxide
- NegativeLead
- ContainerABS
- CoverABS
- SealantEpoxy Resin
- Safety valveEPDR
- TerminalCopper
- SeparatorAGM
- Electrolytesulfuric acid thixotropic Gel



Battery Model	GT12-144AG			
Designed Life	12 Years (Floating) or > 750 Cycles @ 50% D.O.D			
Capacity(25°C)	20HR(7.2A,1.75V)	10HR(13.8A,1.75V)	5HR(24A,1.75V)	1HR(86.4A,1.75V)
	144Ah	138Ah	120Ah	86.4Ah
Dimensions	Length	Width	Height	Total Height
	341mm(13.43inch)	172mm(6.77inch)	284mm(11.18inch)	288mm(11.34inch)
Approx. Weight	45Kg (99.2 lbs)			
Internal Resistance	Full charged at 25°C: 0.0025 Ohm			
Self Discharge	3% of capacity declined per month at (25°C)			
Capacity Affected by Temp.(20HR)	40°C	25°C	0°C	-15°C
	102%	100%	85%	65%
Charge Voltage(25°C)	Cycle use		Float use	
	14.4-15V(-30mV/ °C), max. Current: 36A		13.6-13.8V(-20mV/ °C)	



Constant current discharge ratings-amperes at 25°C

F. V/Time	5MIN	10MIN	15MIN	30MIN	1HR	3HR	5HR	10HR	20HR
1.60V	504	346	252	151	95.0	39.3	27.5	15.3	7.59
1.67V	454	315	245	147	94.9	39.2	27.2	15.0	7.56
1.70V	431	304	236	144	94.6	39.2	27.2	14.9	7.56
1.75V	383	281	223	141	93.6	38.9	27.0	14.7	7.53
1.80V	346	261	213	137	92.4	38.7	26.8	14.4	7.26
1.85V	262	215	184	126	91.4	38.6	26.6	14.2	6.83

Constant power discharge ratings-watts at 25°C

F. V/Time	5MIN	10MIN	15MIN	30MIN	1HR	3HR	5HR	10HR	20HR
1.60V	831	573	446	285	187	75.5	52.6	30.5	15.2
1.67V	788	566	442	279	181	75.5	52.6	30.1	15.1
1.70V	736	552	435	272	176	75.5	52.6	29.8	15.1
1.75V	685	516	409	265	175	74.3	52.0	29.3	15.1
1.80V	615	480	384	258	172	73.3	51.1	28.8	14.5
1.85V	492	397	336	236	170	73.0	50.4	28.3	13.7

